



OESTERREICHISCHE NATIONALBANK

Stability and Security.

WORKING PAPER 116
FINANCIAL SYSTEMS AND THE
COST CHANNEL TRANSMISSION
OF MONETARY POLICY SHOCKS

SYLVIA KAUFMANN AND JOHANN SCHARLER



Editorial Board of the Working Papers

Eduard Hochreiter, Coordinating Editor
Ernest Gnan,
Guenther Thonabauer
Peter Mooslechner
Doris Ritzberger-Gruenwald

Statement of Purpose

The Working Paper series of the Oesterreichische Nationalbank is designed to disseminate and to provide a platform for discussion of either work of the staff of the OeNB economists or outside contributors on topics which are of special interest to the OeNB. To ensure the high quality of their content, the contributions are subjected to an international refereeing process. The opinions are strictly those of the authors and do in no way commit the OeNB.

Imprint: Responsibility according to Austrian media law: Guenther Thonabauer, Secretariat of the Board of Executive Directors, Oesterreichische Nationalbank

Published and printed by Oesterreichische Nationalbank, Wien.

The Working Papers are also available on our website (<http://www.oenb.at>) and they are indexed in RePEc (<http://repec.org/>).

Editorial

In this paper the authors study the role of financial systems for the cost channel transmission of monetary policy in a calibrated business cycle model. They analyze the different effects that monetary policy has on the economy, in particular on output and inflation, which are due to differences in country-specific financial systems. For a plausible calibration of the model, differences in financial systems have a rather limited effect on the transmission mechanism and do not appear to give rise to cross country differences in the strength of the cost channel.

March 14, 2006

Financial Systems and the Cost Channel Transmission of Monetary Policy Shocks*

Sylvia Kaufmann[†] Johann Scharler[‡]

January 2006

Abstract

In this paper we study the role of financial systems for the cost channel transmission of monetary policy in a calibrated business cycle model. We analyze the different effects that monetary policy has on the economy, in particular on output and inflation, which are due to differences in country-specific financial systems. For a plausible calibration of the model, differences in financial systems have a rather limited effect on the transmission mechanism and do not appear to give rise to cross country differences in the strength of the cost channel.

Keywords: Financial Systems, Cost Channel, Transmission Mechanism

JEL codes: E40, E50

*The views expressed in this paper are those of the authors and do in no way commit the Oesterreichische Nationalbank or the Eurosystem.

[†]Oesterreichische Nationalbank, Economic Studies Division, Otto-Wagner-Platz 3, POB 61, A-1011 Vienna, Austria, Phone (+43-1) 404 20-7222, Fax (+43-1) 404 20-7299, e-mail: sylvia.kaufmann@oenb.at.

[‡]Oesterreichische Nationalbank, Economic Analysis Division, Otto-Wagner-Platz 3, POB 61, A-1011 Vienna, Austria, Phone (+43-1) 404 20-7419, Fax (+43-1) 404 20-7499, e-mail: johann.scharler@oenb.at.

1 Introduction

According to the cost channel transmission of monetary policy, nominal interest rates partially determine the cost of working capital (see Barth and Ramey, 2000; Ravenna and Walsh, 2005). As a consequence, the nominal interest rate enters the cost function of the firm and influences production plans, price-setting behavior, and ultimately, output and the inflation rate on an aggregate level. Thus, in addition to the traditional aggregate demand channel monetary policy exerts an effect on the economy via the cost-side or supply-side. Although a monetary contraction, for instance, lowers the inflation rate via a reduction in aggregate demand, borrowing costs increase due to higher interest rates. It follows that the price response is dampened by the presence of a cost channel and the real effects of monetary policy are amplified.

As long as the impact of monetary policy on borrowing costs faced by firms varies across countries, it seems conceivable that the strength of the cost channel also varies across countries. Chowdhury et al. (2005) present empirical evidence in favor of cross country differences in the transmission mechanism along these lines. The purpose of this paper is to analyze whether differences in financial systems across countries should be expected to result in quantitatively significant differences in the effects that monetary policy has on the economy via the cost channel.

Financial factors are also emphasized by the literature on the bank lending channel which holds that banks and therefore retail interest rates play a special role in the transmission mechanism. Put differently, the pass-through from policy to retail interest rates should be larger and faster since monetary policy has a more direct influence on retail interest rates than on corporate bond yields. Thus, according to this view, one would expect a stronger cost channel effect in economies characterized by a so called bank-

based financial system.¹ However, intermediated loans also differ in some other, institutional aspects from directly placed corporate debt instruments. Berger and Udell (1992) argue that banks with close ties to their customers may offer implicit interest rate insurance. That is, banks charge relatively low rates during periods of a monetary tightening, or periods of high market rates more generally, and vice versa (see also Dell’Ariccia and Marquez, 2004). Hence, lending rates will be adjusted less frequently and in smaller steps. De Bondt (2005) argues that retail interest rates in the euro area are sticky in the short run. Although the pass-through from policy to retail interest rates is nearly complete in the long run, it is only about one half in the short run. Thus, as emphasized in Ehrmann et al. (2003) among others, the reaction of bank lending to monetary policy might not be as strong as expected by the proponents of the bank lending channel, simply because liquidity shocks are smoothed by the banking sector.²

Our analysis will be based on a simple New Keynesian business cycle model that is characterized by two elements. Differences in financial systems will be captured by varying the share of firms which depend on banks to obtain finance for working capital and by varying the degree of the pass-through from policy to retail interest rates, i.e. the degree of interest rate smoothing. A bank-based system, which is characteristic for the euro area, will be calibrated by a higher share of bank-dependent firms and a higher degree of interest rate smoothing than a market-based system (which is thought to characterize the US). In both setups, the cost of working capital represents an additional channel for the transmission of monetary policy, due to the assumption that labor has to be paid prior to production. This second feature of the model relates the paper to the literature on the cost channel transmission of monetary policy.

¹For a discussion and classification of financial systems see Allen and Gale (2000).

²As pointed out in Allen and Gale (2000), liquidity smoothing is typical for bank-based financial systems, in which close customer relationships develop over time.

Cross-country, and hence financial system, comparisons in the magnitude of responses in variables like nominal interest rates, prices and real activity to monetary policy shocks are, in general, inconclusive. Most empirical studies based on vector autoregressions find that the qualitative responses of output and prices are similar across countries, but these results have to be interpreted with caution, as generally, the confidence bands around the mean response estimates are large.³ Moreover, Angeloni et al. (2003) survey empirical evidence on the transmission mechanism in the euro area and conclude that the bank lending channel is not as substantial as one would have thought given the prominent role of banks as providers of finance in the euro area. More recently, Dedola and Lippi (2005) find evidence of significant cross-industry differences in the effects of monetary policy, which is partly related to the cost of working capital. However, they also find that cross-country heterogeneity is hardly detectable in the data.

Our results are in line with this empirical evidence. Generally, we find that the cost channel plays only a limited role for explaining differences across countries in the transmission of monetary policy shocks to output and prices. Differences in the characteristics between the financial system of the euro area and the US do not appear to be large enough to result in sizeable differences in the strength of the cost channel. One explanation may be that lower interest rate pass-through compensates the higher degree of bank-dependence in the euro area.

The remainder of the paper is organized as follows: Section 2 describes the setup of the model. Empirical estimates of the interest rate pass-through are provided in Section 3. Section 4 discusses the calibration of the results and presents the results. Section 5 summarizes and concludes the paper.

³Among others, Christiano et al. (1999), Cushman and Zha (1997), Fung and Kashyap (1998), and Grilli and Roubini (1996) apply the identified VAR approach to a range of countries. More recently, Mojon and Peersman (2003) present evidence for the countries in the euro area and Peersman and Smets (2003) use data for the euro area economy as a whole.

2 Model

2.1 Households

Households maximize their expected lifetime utility

$$E_0 \sum_{t=0}^{\infty} \beta^t u(C_t, L_t), \quad (1)$$

where β is a discount factor, C_t is consumption of a composite good in period t , L_t denotes labor supply in period t , and

$$u(C_t, L_t) = \frac{C_t^{1-\sigma}}{1-\sigma} - \frac{L_t^{1+\eta}}{1+\eta}. \quad (2)$$

The composite consumption good, C_t , is a CES aggregate of the quantities of differentiated goods, $C_t(i)$, where $i \in (0, 1)$:

$$C_t = \left(\int_0^1 C_t(i)^{\frac{\epsilon-1}{\epsilon}} di \right)^{\frac{\epsilon}{\epsilon-1}}. \quad (3)$$

The associated aggregate price index is $P_t = \left(\int_0^1 P_t(i)^{1-\epsilon} di \right)^{\frac{1}{1-\epsilon}}$, where $P_t(i)$ denotes the price of good i .

Households enter each period with nominal assets, A_{t-1} and decide on consumption and savings, either in the form of deposits at a financial intermediary, D_t , or bonds issued by firms, B_t . Deposits yield a gross interest rate of $R_t^D = 1 + r_t^D$ and the bond yield is denoted by $R_t^B = 1 + r_t^B$. Furthermore, households supply L_t units of labor at a nominal wage of W_t . We abstract from explicitly modeling money by assuming that liabilities of the banking sector are perfect substitutes for liabilities of the monetary authority in the payment system (see Woodford, 2003, chapter 1). That is, we assume that monetary frictions can be ignored and that the economy is ‘cashless’. Moreover, it is assumed that transactions in the financial markets have to be completed before the households can enter the goods market. Hence, the households face the following constraint:

$$P_t C_t \leq A_{t-1} - D_t - B_t + W_t L_t. \quad (4)$$

The representative household owns the firms and the financial intermediaries and receives dividends. Hence, the household's nominal assets, A_t , evolve according to:

$$A_t = A_{t-1} + W_t L_t + r_t^D D_t + r_t^B B_t - P_t C_t + \Pi_t, \quad (5)$$

where Π_t are dividends distributed at the end of the period. The household solves the dynamic programming problem:

$$V(A_{t-1}) = \max_{C_t, L_t, D_t, B_t} \{u(C_t, L_t) + \beta E_t V(A_t)\} \quad (6)$$

subject to (4), (5) and the usual transversality condition. The necessary conditions associated with this maximization problem are:

$$\beta E_t \left(R_t^D \frac{C_{t+1}^{-\sigma}}{P_{t+1}} \right) = E_t \left(\frac{C_t^{-\sigma}}{P_t} \right), \quad (7)$$

$$\beta E_t \left(R_t^B \frac{C_{t+1}^{-\sigma}}{P_{t+1}} \right) = E_t \left(\frac{C_t^{-\sigma}}{P_t} \right), \quad (8)$$

$$\frac{W_t}{P_t} = \frac{L_t^\eta}{C_t^{-\sigma}}. \quad (9)$$

Log linearizing this system around the steady state gives

$$\hat{C}_t = -\frac{1}{\sigma} (\hat{R}_t^B - E_t(\hat{\pi}_{t+1})) + E_t(\hat{C}_{t+1}), \quad (10)$$

$$\hat{W}_t - \hat{P}_t = \eta \hat{L}_t + \sigma \hat{C}_t, \quad (11)$$

$$\hat{R}_t^D = \hat{R}_t^B, \quad (12)$$

where hatted variables denote percentage deviations from the steady state and $\pi_t = \log P_t - \log P_{t-1}$ is the inflation rate. Equation (10) is a standard Euler equation, (11) is the labor supply equation and (12) is an arbitrage relationship between the returns on deposits and bonds.

2.2 Firms

The business sector of the economy consists of a continuum of monopolistically competitive firms normalized to have unit mass. Each firm $i \in (0, 1)$ produces a differentiated consumption good. Furthermore, the firms are of two types, depending on whether their output is subject to idiosyncratic shocks. Each firm i hires labor, H_{it} , and produces output according to:

$$Y_{it} = \chi_i H_{it}^{1-\alpha}, \quad (13)$$

where $\alpha \in (0, 1)$. The parameter χ_i represents an idiosyncratic shock, in particular

$$\chi_i = \begin{cases} 1 & \text{with probability } q \\ 0 & \text{with probability } 1 - q \end{cases}$$

for $i \in (0, \lambda)$ and $\chi_i = 1$ for $i \in (\lambda, 1)$. Hence, firms in the interval $(0, \lambda)$ can only repay their debt with probability q . In case of default, firms can walk away from their debt obligations. While i is publicly observable, the realizations of χ_i are not for $i \in (0, \lambda)$, only the financial intermediaries have access to a monitoring technology that allows verification of realizations of χ_i . Due to the assumption that labor is paid in advance of production, firms have to borrow working capital in order to finance the wage bill. In principle, each firm has two sources of credit. They can either issue nominal bonds which are sold directly to the households and are redeemed at the end of the period, or they can enter into debt contracts with a financial intermediary. However, since the realizations of the idiosyncratic shocks are not public knowledge, firms in the interval $(0, \lambda)$ have an incentive to misreport their output and to default on bonds owned by households. Consequently, these firms will not be able to issue bonds in the first place and will be forced to borrow from the financial intermediaries instead. Let R_t^L denote the interest rate charged on bank loans. Due to the financial frictions in the model, the pricing decision depends on whether the firm can directly issue bonds or has

to borrow from a financial intermediary. Optimality requires that

$$R_t^L \frac{W_t}{P_t} = mc_t^F (1 - \alpha) \frac{Y_{it}}{H_{it}} \quad (14)$$

holds for bank-dependent firms in the interval $(0, \lambda)$ and that

$$R_t^B \frac{W_t}{P_t} = mc_t^B (1 - \alpha) \frac{Y_{it}}{H_{it}} \quad (15)$$

holds for the bond-issuing firms, that is $i \in (\lambda, 1)$, where mc_t^F and mc_t^B denote the marginal cost faced by the bank-dependent and bond-issuing firms, respectively. Furthermore, staggered price setting is introduced. As in Calvo (1983), each period, a fraction $(1 - \theta)$ of the firms is able to adjust its price. Moreover, we follow Galí et al. (1999) and Galí et al. (2001) and allow inflation to depend on its own history by introducing firms that follow a backward looking pricing rule. In particular, we assume that only a fraction $(1 - \omega)$ of both, bank-dependent and bond-issuing, firms which can set prices in the current period, resets prices optimally. The remaining firms follow the backward looking rule: $\hat{P}_t^b = \hat{P}_{t-1}^* + \pi_{t-1}$, where \hat{P}_{t-1}^* denotes the average price (as percentage deviation from the steady state) set by firms that are able to adjust their price in period $t - 1$ (see equation (16) below). The aggregate price level evolves according to $\hat{P}_t = \theta \hat{P}_{t-1} + (1 - \theta) \hat{P}_t^*$. Let \hat{P}_t^F denote the price set by a firm that borrows from financial intermediaries and let \hat{P}_t^B denote the price set by a bond issuing firm. Thus

$$\hat{P}_t^* = (1 - \omega)(\lambda \hat{P}_t^F + (1 - \lambda) \hat{P}_t^B) + \omega \hat{P}_t^b. \quad (16)$$

Under Calvo pricing, the optimal price reset in period t can be expressed as:

$$\hat{P}_t^F = (1 - \beta\theta) \sum_{k=0}^{\infty} (\beta\theta)^k E_t \widehat{mc}_{t+k}^F. \quad (17)$$

Similarly, bond issuing firms set prices according to

$$\hat{P}_t^B = (1 - \beta\theta) \sum_{k=0}^{\infty} (\beta\theta)^k E_t \widehat{mc}_{t+k}^B. \quad (18)$$

Furthermore, these assumptions on the price setting behavior of firms can be combined to obtain

$$\hat{\pi}_t = \delta \widehat{mc}_t + \beta \theta \phi^{-1} E_t \hat{\pi}_{t+1} + \omega \phi^{-1} \pi_{t-1}, \quad (19)$$

where $\delta = \frac{(1-\theta)(1-\theta\beta)(1-\alpha)(1-\omega)}{(1+\alpha(\epsilon-1))} \phi^{-1}$, $\phi = \theta + \omega(1 - \theta(1 - \beta))$ and $\widehat{mc}_t = \lambda \widehat{mc}_t^F + (1-\lambda) \widehat{mc}_t^B$ denote the percentage deviation of average real marginal cost from its steady state value.⁴

2.3 Financial Intermediaries

At the beginning of the period, financial intermediaries receive deposits from the households. Part of the total amount of loanable funds, D_t , is used to provide loans, L_t , to firms which cannot borrow from households directly and the rest is kept as reserves. In contrast to households, financial intermediaries can observe the realization of idiosyncratic shocks and are therefore able to enforce debt contracts. At the end of the period, the financial intermediaries receive payments from their solvent borrowers and return deposits with interest to the households. The remaining profits are paid to the households as dividends.

There is a clear role for financial intermediaries in this environment since without the intermediaries, bank-dependent firms would have no opportunity to borrow working capital and would be cut off from production. Furthermore, the financial intermediaries can eliminate idiosyncratic default risk by lending to an infinite number of borrowers (Diamond, 1984).

We assume that financial intermediaries can create loans by using deposits as input: $L_t = \Psi_t D_t$, where $\Psi_t \in (0, 1)$ determines the amount of loans that can be generated from a given amount of deposits. This setup of the banking sector is similar to Christiano et al. (2004), with the difference that in their model excess reserves enter into the production function for loans. Note that it is assumed that Ψ_t is strictly less than unity so that

⁴For a detailed derivation see for instance Galí et al. (2001).

banks have to hold reserves, which can be motivated as a reduced form way of modeling the risk of unexpected withdrawals.

Moreover, we assume that financial intermediaries smooth out liquidity shocks that might otherwise give rise to large swings in lending rates. We model this interest rate smoothing motive by assuming that the amount of loans that is generated from a given amount of deposits is a function of the change in interest rates. In particular, we assume that $\Psi_t = \psi_0 \left(\frac{R_t^L}{R_{t-1}^L} \right)^\psi$, where $\psi_0 > 0$ and $\psi > 0$. The parameter ν indexes the importance of interest smoothing. For $\nu = 0$ the amount of loans that financial intermediaries can generate depends only on the current lending rate. According to this specification, financial intermediaries are able to increase lending in times of rising interest rates even if the amount of deposits does not increase. The financial intermediaries maximize profits, given by $qR_t^L L_t - R_t^D D_t$, by the choice of loans and deposits subject to the constraint $L_t = \psi_0 \left(\frac{R_t^L}{R_{t-1}^L} \right)^\psi D_t$.

An interior solution to this problem is characterized by

$$qR_t^L \psi_0 \left(\frac{R_t^L}{R_{t-1}^L} \right)^\psi = R_t^D \quad (20)$$

Taking a log linear approximation to this equation gives

$$\hat{R}_t^L = \frac{1}{1+\psi} \hat{R}_t^D + \frac{\psi\nu}{1+\psi} \hat{R}_{t-1}^L. \quad (21)$$

Note that this specification appears to be broadly consistent with some empirical regularities on retail interest rates. The pass-through is less than perfect in the short run and lending rates display some persistence.

2.4 Monetary Authority

The policy instrument is the deposit rate since this interest rate is most closely related to a money market rate. Monetary policy is described by the rule

$$\hat{R}_t^D = \rho \hat{R}_{t-1}^D + (1-\rho)(\kappa_\pi \hat{\pi}_t + \kappa_y \hat{y}_t) + u_t, \quad (22)$$

where ρ determines the degree of monetary policy inertia and κ_π, κ_y characterize the response of the policy rate to inflation and output. u_t is a serially uncorrelated monetary policy shock with an expected value of zero.

2.5 Equilibrium

A stationary competitive equilibrium for the model economy is characterized by stochastic sequences of allocations and prices such that: (i) The household's optimality conditions are satisfied. (ii) The necessary conditions that determine optimal borrowing for bank-dependent firms as well as for bond-issuing firms hold. (iii) The markets for labor, goods, loans and bonds clear.

The equilibrium dynamics of the log linear approximation of the model around the steady state are determined by:

$$\hat{Y}_t = -\frac{1}{\sigma}(\hat{R}_t^B - E_t(\hat{\pi}_{t+1})) + E_t(\hat{Y}_{t+1}), \quad (23)$$

$$\hat{\pi}_t = \delta(\lambda\hat{R}_t^L + (1-\lambda)\hat{R}_t^B) + \delta\gamma\hat{Y}_t + \beta\theta\phi^{-1}E_t\hat{\pi}_{t+1} + \omega\phi^{-1}\hat{\pi}_{t-1}, \quad (24)$$

$$\hat{R}_t^B = \hat{R}_t^D, \quad (25)$$

$$\hat{R}_t^L = \frac{1}{1+\psi}\hat{R}_t^D + \frac{\psi\nu}{1+\psi}\hat{R}_{t-1}^L \quad (26)$$

$$\hat{R}_t^D = \rho\hat{R}_{t-1}^D + (1-\rho)(\kappa_\pi\hat{\pi}_t + \kappa_y\hat{y}_t) + u_t, \quad (27)$$

where $\gamma = \frac{1+\eta}{1-\alpha} - 1 + \sigma$.

3 Empirical Estimates of Pass-Trough and Persistence

In this section we present empirical evidence on interest rate pass-through and the persistence of lending rates for the euro area countries and the US. The empirical equation is obtained by taking first differences of (26):

$$\Delta R_{it}^L = \tau_0\Delta R_{it}^D + \tau_1\Delta R_{it-1}^L, \quad (28)$$

where $\tau_0 = \frac{1}{1+\psi}$ and $\tau_1 = \frac{\psi\nu}{1+\psi}$. Given the estimates for τ_0 and τ_1 we may recover the structural parameters ψ and ν to calibrate the model. We estimate (28) for the US and the euro area countries except Austria, Greece and Luxembourg which are excluded due to data limitations. We use quarterly data on money market rates, three month Treasury Bill rates and prime rates from the International Financial Statistics from 1990:1 to 2005:1.⁵ Depending on the availability of data, we use as a proxy for the policy rate either the three month Treasury Bill rate (Belgium, Germany, Spain, France and Italy) or the money market rate (Finland, Ireland, Netherland, Portugal and the US).

Table 1 reports the results. For the euro area countries the estimates for the pass-through coefficient fall between 0.23 for Portugal and 0.75 for Belgium. Interestingly, within a panel framework (see footnote 6), the test for equal pass-through coefficient in Finland, France, Germany and Portugal is not rejected and estimated to be 0.25 with a standard deviation of 0.03. Belgium, Italy, Netherlands and Spain form the other group of countries with a higher pass-through coefficient of 0.66 and standard deviation 0.04. Ireland falls in-between these two groups. The heterogeneity between the two groups of countries can be related to differences in financial structure. The countries displaying a lower pass-through, except for Portugal, are countries with a lower share of short-term (less than one year to maturity) bank loans to firms in terms of year-end banks' total assets and also in terms of GDP (see Agresti and Claessens, 2003, table 1 and 3). This share on average amounts to 24 percent and to 39 percent for the countries with the lower and the higher pass-through, respectively. Portugal represents the exception in the sample with a low instantaneous pass-through. It is the country with the highest share of bank loans to firms in terms of GDP, 58 percent, while in most other euro area countries the share is far less than 50 percent. Nevertheless,

⁵The samples differ somewhat for the individual countries.

for all euro area countries the null hypothesis of perfect pass-through in the short run, $H_0 : \tau_0 = 1$, can be rejected.

The persistence coefficients range from 0.11 (Belgium) to 0.51 (Finland). The estimates for τ_1 are statistically different from zero at least at the 10 percent level for each euro area country. The panel estimates for the pooled euro area countries⁶ yield an instantaneous pass-through of nearly 0.5 and a persistence estimate of 0.25.

Results for the US are shown in the last column of Table 1. For the US, we find that the pass-through is basically complete even in the short run. The point estimate τ_0 is 0.92 and not significantly different from unity at the 10 percent level. Moreover, the US lending rate does not appear to display persistence, since the estimate for τ_1 is not significantly different from zero. In addition, the null hypothesis of equal estimates for τ_0 and τ_1 for the euro area and the US is rejected at a high level of significance. Thus, it appears that the interest rate pass-through process differs substantially between both regions.

In general, countries characterized by a high instantaneous pass-through also tend to display relatively little persistence in the lending rate. For three euro area countries (Italy, Netherlands and Spain) and the US, the null hypothesis $H_0 : \tau_0 + \tau_1 = 1$ can not be rejected at the usual levels of statistical significance. Thus, for these countries, the lending rate appears to be well described as a weighted average of the current money market rate and the lagged lending rate, which implies that pass-through is complete in the long run.

Our results are in line with the recent literature. Angeloni and Ehrmann (2003) estimate the pass-through from policy rates to retail interest rates. For the period 1999 - 2002 they report that on impact, the pass-through

⁶It is well known that including a lagged dependent variable in a panel regression may lead to a downward bias in small samples. Although our sample appears to be sufficiently large, we have re-estimated the equation using the Arellano and Bond (1991) GMM estimator. The results turn out to be almost identical.

from policy to retail interest rates is around 0.4 for the euro area and 0.7 for the US. De Bondt (2002) estimates a short-run pass-through to retail interest rates of 0.5 in the euro area. Our estimations for the US report an almost complete pass-through from policy to lending rates in the short run. For the euro area countries, we find that the short run pass-through is incomplete and substantially lower than in the US. Besides being in line with the results reported in the literature, this finding is consistent with the idea that European banks, in contrast to US banks, typically absorb liquidity shocks to some extent and smooth out retail interest rates (see Ehrmann et al. (2003)). Moreover, our results indicate that corporate lending rates in the euro area display a high degree of persistence in contrast to the US.

4 Calibration and Simulation Results

The model is calibrated to analyze the question whether cost channel effects are different between bank-based and market-based financial systems. Therefore, all parameters not related to financial system characteristics are calibrated to match features of the euro area in all simulations. The time discount factor β is set to 0.99. The coefficients in the utility function, σ and η , are both set equal to 2, which is standard in the literature. The elasticity of substitution between differentiated goods, ϵ , is set to 11. For α we choose 0.33. Furthermore, $\omega = 0.3$, which means that 30 percent of the firms follow a backward looking pricing rule. Prices are assumed to be fixed on average for 4 quarters, therefore $\theta = 0.75$. This calibration of the price setting behavior is roughly in line with recent empirical evidence.⁷

The interest rate rule parameters are chosen according to the estimates presented in Gerdesmeier and Roffia (2004) for the euro area. We set $\kappa_\pi = 2$, $\kappa_y = 0.5$ and $\rho = 0.8$.

The remaining parameters are calibrated to match financial structure

⁷See for instance Leith and Malley (2005).

characteristics of the euro area and the US, since these two economies are generally thought to be examples of bank-based and market-based financial systems respectively. Cecchetti (2001) reports that bank loans account for approximately 20 percent of all forms of finance in the US and for 50 percent in the euro area.⁸ Hence, λ is set to 0.2 for the US and 0.5 for the euro area. Recall that ψ and ν determine the pass-through from the deposit rate to the lending rate and the degree of persistence in the lending rate, respectively. These parameters are calibrated to Table 1: $1/(1 + \psi)$ is set to 0.48 for the euro area and to 0.92 for the US. We set $\nu\psi/(1 + \psi)$ to 0.25 for the euro area and 0.05 for the US.

Figures 1 and 2 show the impulse responses to a monetary policy shock in the euro area and the US. The monetary policy shock gives rise to an increase in the deposit rate of one percentage point in both economies. In the euro area, the lending rate reacts by less than in the US, albeit the response of the lending rate is more persistent in the euro area, in line with the characteristics of a bank-based financial system. The increase in interest rates leads to a decline in output and inflation.

Intuitively, a positive innovation to the interest rate rule induces households to postpone consumption and thereby decreases demand. The decline in aggregate demand will be reflected in lower inflation since firms adjust prices to the lower marginal cost associated with the lower quantity produced in equilibrium. However, allowing marginal costs to be directly influenced by the interest rate, due to the assumption that firms have to borrow working capital, partly counteracts this effect. Put differently, the higher borrowing costs induce an adverse supply shock which partly offsets the decline in inflation and, on the other hand, amplifies the negative effect on output.

The question remains, whether differences in financial systems lead to quantitatively non-negligible differences in the transmission mechanism. Ta-

⁸The number for the euro area is calculated as a population weighted average.

ble 2 compares the impact responses of output and inflation for the euro area and the US financial system calibration and for the case where the cost channel is inactive. Relative to the inactive cost channel calibration, the negative inflation response is somewhat muted in the euro area as well as in the US financial system. On impact, it is damped by approximately eight percent in the US and by seven percent in the euro area. The impact response of output is basically the same for all three calibrations considered. Thus, although the dynamics of the inflation rate are to some extent influenced by the cost channel, its quantitative influence on the overall transmission mechanism is rather limited. This is especially true for the response of output to monetary policy shock which appears to be entirely dominated by the aggregate demand channel. Thus, we may conclude that differences in financial systems are not sizeable enough to lead to quantitatively significant differences in the transmission mechanism in our framework.

Figure 3 compares the impulse responses of the inflation rate in more detail. It appears that the different financial system calibrations yield only small differences in the response of inflation. Even the calibrated higher persistence in lending rates in Europe does not lead to a longer lasting propagation of shocks. Thus, the cost channel *per se* does not appear to be an important source of differences in inflation persistence across countries.

How do these findings compare with the existing literature? Note that the Phillips curve (19) can be rewritten as

$$\hat{\pi}_t = \delta \left(\frac{\lambda}{1 + \psi} + (1 - \lambda) \right) \hat{R}_t^D + \frac{\delta \lambda \psi \nu}{1 + \psi} \hat{R}_{t-1}^L + \delta \gamma \hat{Y}_t + \beta \theta \phi^{-1} E_t \hat{\pi}_{t+1} + \omega \phi^{-1} \hat{\pi}_{t-1}. \quad (29)$$

Thus, the interest rate enters the Phillips curve contemporaneously with a coefficient that is determined by the financial system, $\frac{\lambda}{1 + \psi} + (1 - \lambda)$.⁹ When calibrated to US data this coefficient is 0.98. For the euro area, the

⁹Multiplied by δ , a parameter that is determined by the calibration of price setting behavior.

calibration implies a slightly smaller coefficient of 0.74. According to our simulation results this difference is not large enough to have a large effect on the transmission mechanism. Ravenna and Walsh (2005) and Chowdhury et al. (2005) provide estimates of this coefficient for the US. Ravenna and Walsh (2005) use a purely forward looking specification and estimate a value of 1.276. They cannot reject the hypothesis that the coefficient is equal to unity. Chowdhury et al. (2005) report a coefficient estimate of around 1.3.¹⁰ In addition, their coefficient estimates for the European countries in their sample tend to be lower than the corresponding estimate for the US. Thus, the parameter values used in our simulation exercise appear to be roughly in line with empirical evidence on cost channel effects in New Keynesian Phillips Curve models.

5 Concluding Remarks

This paper studies the quantitative implications of financial system characteristics for the cost channel transmission of monetary policy. We find that for a reasonable calibration of financial systems, the cost channel plays only a limited role for explaining differences across countries in the transmission of monetary policy shocks to output and prices. Although inflation dynamics are somewhat influenced by the presence of a cost channel, the model suggests that the output response is almost completely dominated by the aggregate demand channel. Overall, financial systems do not appear to be heterogenous enough to result in sizeable differences in the transmission mechanism across countries. Comparing the euro area and the US financial system, we find that cost channel effects are rather similar in both cases. The reason is that limited interest rate pass-through compensates the higher degree of bank-dependence in the euro area. Thus, in line with Angeloni et al. (2003), we find that bank-lending is not necessarily a relatively powerful

¹⁰Using CPI inflation rate as dependent variable they find a lower value of 0.8.

channel for monetary transmission in the euro area. Our findings are also consistent with Dedola and Lippi (2005) who find no evidence in favor of cross-country differences in the effects of monetary policy, despite significant cross-industry differences.

Our results also have implications for the monetary policy of the European Central Bank. Since we find that differences in the financial systems that characterize the euro area and the US give rise to only modest differences in the transmission mechanism, one may conclude that the comparatively small degree of heterogeneity in financial systems across the euro area member countries should not be a source of asymmetric cost channel effects. Still, heterogeneous renter-owner splits and different working of mortgage markets might affect the transmission mechanism in each country differently. The scope of the paper, however, is limited to the analysis of the credit market for loans to non-financial corporations and we leave the investigation of the household sector to future research.

The scope of this paper is also limited to the analysis of cost channel effects that arise from bank lending rates and therefore abstracts from the broad credit channel that may give rise to indirect effects as argued by Chowdhury et al. (2005). Thus, incorporating potential indirect effects of interest rates on the price setting behavior of firms appears to be an interesting avenue for future research. In addition, we have introduced interest rate pass-through into the model in a highly stylized and reduced form way. Providing explicit micro-foundations as well as empirical evidence for the behavior of banks in different financial systems may lead to interesting further insights for the transmission of monetary policy through the banking sector of an economy.

References

- Agresti, A.-M., Claessens, J., 2003. The euro area economic and financial structure: an overview. In: Angeloni, I., Kashyap, A., Mojon, B. (Eds.), *Monetary Policy Transmission in the Euro Area*. Cambridge University Press.
- Allen, F., Gale, D., 2000. *Comparing Financial Systems*. MIT Press, Cambridge, MA.
- Angeloni, I., Ehrmann, M., 2003. Monetary transmission in the euro area: Early evidence. *Economic Policy* 18, 469–501.
- Angeloni, I., Kashyap, A., Mojon, B., Daniele, T., 2003. Monetary transmission in the euro area: Where do we stand? In: Angeloni, I., Kashyap, A., Mojon, B. (Eds.), *Monetary Policy Transmission in the Euro Area*. Cambridge University Press.
- Arellano, M., Bond, S., 1991. Some tests of specification for panel data: Monte Carlo evidence and an application to employment equations. *Review of Economic Studies* 58, 277–297.
- Barth, M. J. I., Ramey, V. A., 2000. The cost channel of monetary transmission. Working paper, NBER.
- Berger, A. N., Udell, G. F., 1992. Some evidence on the empirical significance of credit rationing. *Journal of Political Economy* 100, 1047–77.
- Calvo, G. A., 1983. Staggered prices in a utility-maximizing framework. *Journal of Monetary Economics* 12, 383–398.
- Cecchetti, S. G., 2001. Legal structure, financial structure and the monetary policy transmission mechanism. In: Deutsche Bundesbank (Ed.), *The Monetary Transmission Process*. Palgrave, New York.

- Chowdhury, I., Hoffman, M., Schabert, A., 2005. Inflation dynamics and the cost channel of monetary transmission. *European Economic Review*, forthcoming.
- Christiano, L., Eichenbaum, M., Evans, C., 1999. Monetary policy shocks: What have we learned and to what end? In: Taylor, J. B., Woodford, M. (Eds.), *Handbook of Macroeconomics*. North-Holland, Amsterdam.
- Christiano, L., Motto, R., Rostagno, M., 2004. The great depression and the Friedman-Schwartz hypothesis. Working Paper 326, European Central Bank.
- Cushman, D. O., Zha, T., 1997. Identifying monetary policy in a small open economy under flexible exchange rates. *Journal of Monetary Economics* 39, 433–48.
- De Bondt, G. J., 2005. Interest rate pass-through: Empirical results for the euro area. *German Economic Review* 6 (1), 37–78.
- Dedola, L., Lippi, F., 2005. The monetary transmission mechanism: Evidence from the industries of five OECD countries. *European Economic Review* 49, 1543–1569.
- Dell’Ariccia, G., Marquez, R., 2004. Information and bank credit allocation. *Journal of Financial Economics* 72, 185–214.
- Diamond, D., 1984. Financial intermediation and delegated monitoring. *Review of Economic Studies* 51, 393–414.
- Ehrmann, M., Gambacorta, L., Martinez-Pages, J., Sevestre, P., Worms, A., 2003. The effects of monetary policy in the euro area. *Oxford Review of Economic Policy* 19 (1), 58–72.
- Fung, B. S.-C., Kasumovich, M., 1998. Monetary shocks in the G-6 countries: Is there a puzzle? *Journal of Monetary Economics* 42, 575–92.

- Galí, J., Gertler, M., López-Salido, J. D., 1999. Inflation dynamics: A structured econometric investigation. *Journal of Monetary Economics* 44, 195–222.
- Galí, J., Gertler, M., López-Salido, J. D., 2001. European inflation dynamics. *European Economic Review* 45, 1237–1270.
- Gerdesmeier, D., Roffia, B., 2004. Empirical estimates of reaction functions for the euro area. *Swiss Journal of Economics and Statistics* 140, 37–66.
- Grilli, V., Roubini, N., 1996. Liquidity models in open economies: Theory and empirical evidence. *European Economic Review* 40, 847–59.
- Leith, C., Malley, J., 2005. Estimated general equilibrium models for the evaluation of monetary policy in the US and Europe. *European Economic Review* forthcoming.
- Mojon, B., Peersman, G., 2003. A VAR description of the effects of monetary policy in the individual countries of the euro area. In: Angeloni, I., Kashyap, A., Mojon, B. (Eds.), *Monetary Policy Transmission in the Euro Area*. Cambridge University Press.
- Peersman, G., Smets, F., 2003. The monetary transmission mechanism in the euro area: More evidence from VAR analysis. In: Angeloni, I., Kashyap, A., Mojon, B. (Eds.), *Monetary Policy Transmission in the Euro Area*. Cambridge University Press.
- Ravenna, F., Walsh, C. E., 2005. The cost channel in a new keynesian model: Evidence and implications. *Journal of Monetary Economics*, forthcoming.
- Woodford, M., 2003. *Interest and Prices: Foundations of a Theory of Monetary Policy*. Princeton University Press.

Table 1: Interest Rate Pass Through (τ_0) and Persistence of the Lending Rates (τ_1)

	BE	DE	ES	FI	FR	IR	IT	NL	PT	Euro Area	US
τ_0	0.75 (0.04)	0.31 (0.06)	0.70 (0.10)	0.26 (0.02)	0.27 (0.03)	0.56 (0.02)	0.60 (0.06)	0.73 (0.12)	0.23 (0.06)	0.48 (0.06)	0.92 (0.04)
τ_1	0.11 (0.04)	0.47 (0.08)	0.24 (0.09)	0.51 (0.05)	0.14 (0.08)	0.18 (0.04)	0.46 (0.07)	0.22 (0.11)	0.31 (0.07)	0.25 (0.07)	0.05 (0.04)
\bar{R}^2	0.88	0.57	0.60	0.85	0.54	0.91	0.74	0.75	0.17	0.68	0.94
Obs	61	54	53	53	59	53	56	36	41	466	61

Notes to Table 1: Coefficients obtained from OLS regressions of the change in the lending rate on the change in the money market rate and the lagged change in the lending rate. Standard errors in brackets. The column labeled Euro Area shows the results of a panel OLS regression with data from the euro area countries in the sample. For the panel regression, White standard errors are reported.

Table 2: Impact responses of Output and Inflation to a monetary Policy shock

	Inactive Cost Channel	US	Euro Area
Output	-1.65	-1.66	-1.66
Inflation	-0.41	-0.37	-0.38
Relative to the Inactive Cost Channel Calibration			
Output	-	1.00	1.00
Inflation	-	0.92	0.93

Figure 1: Impulse Responses generated by the model calibrated to match euro area financial system characteristics

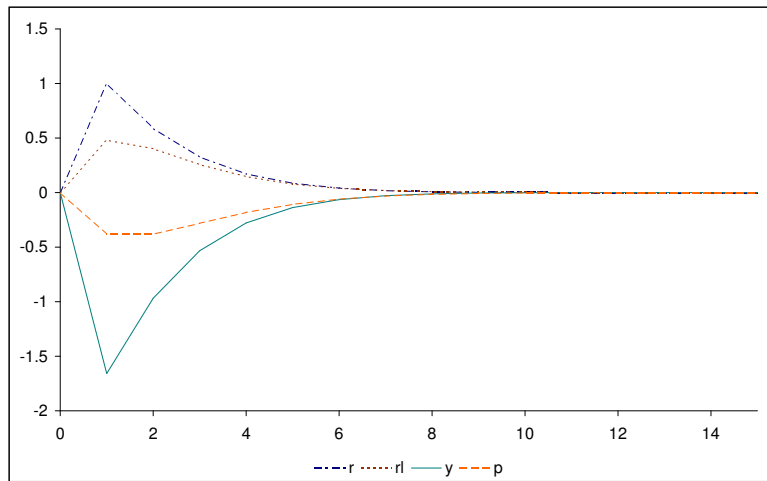


Figure 2: Impulse Responses generated by the model calibrated to match US financial system characteristics

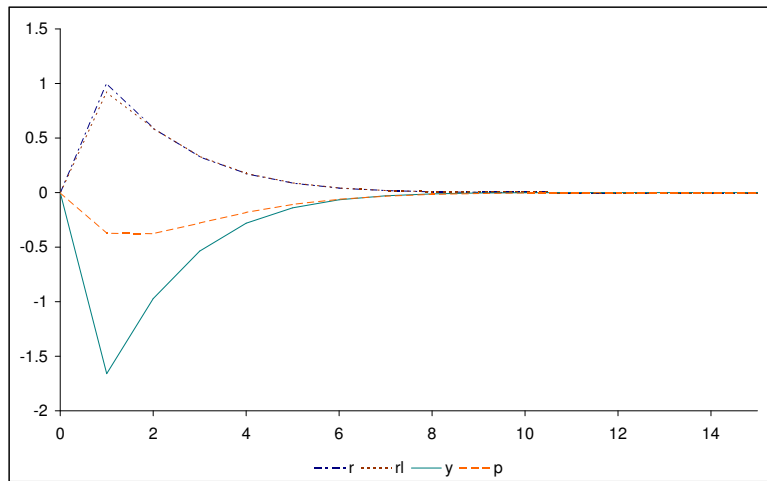
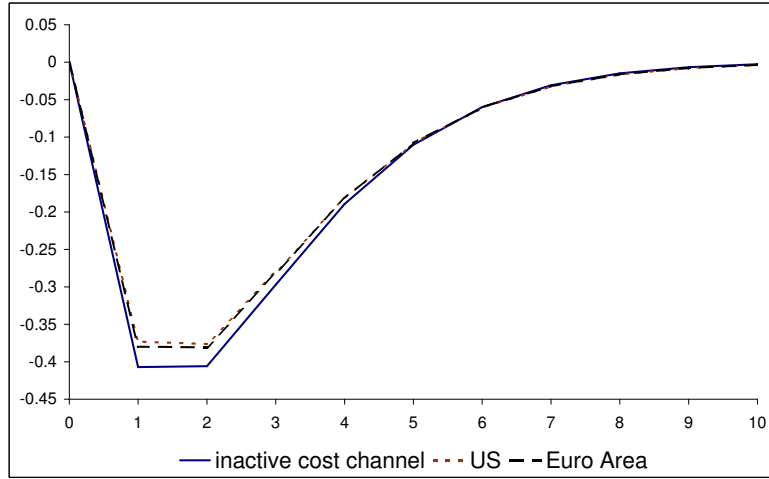


Figure 3: Impulse Response of Inflation for different Calibrations



Index of Working Papers:

January 2, 2002	Sylvia Kaufmann	56	Asymmetries in Bank Lending Behaviour. Austria During the 1990s
January 7, 2002	Martin Summer	57	Banking Regulation and Systemic Risk
January 28, 2002	Maria Valderrama	58	Credit Channel and Investment Behavior in Austria: A Micro-Econometric Approach
February 18, 2002	Gabriela de Raaij and Burkhard Raunig	59	Evaluating Density Forecasts with an Application to Stock Market Returns
February 25, 2002	Ben R. Craig and Joachim G. Keller	60	The Empirical Performance of Option Based Densities of Foreign Exchange
February 28, 2002	Peter Backé, Jarko Fidrmuc, Thomas Reininger and Franz Schardax	61	Price Dynamics in Central and Eastern European EU Accession Countries
April 8, 2002	Jesús Crespo-Cuaresma, Maria Antoinette Dimitz and Doris Ritzberger-Grünwald	62	Growth, Convergence and EU Membership
May 29, 2002	Markus Knell	63	Wage Formation in Open Economies and the Role of Monetary and Wage-Setting Institutions
June 19, 2002	Sylvester C.W. Eijffinger (comments by: José Luis Malo de Molina and by Franz Seitz)	64	The Federal Design of a Central Bank in a Monetary Union: The Case of the European System of Central Banks
July 1, 2002	Sebastian Edwards and I. Igal Magendzo (comments by Luis Adalberto Aquino Cardona and by Hans Genberg)	65	Dollarization and Economic Performance: What Do We Really Know?

July 10, 2002	David Begg (comment by Peter Bofinger)	66	Growth, Integration, and Macroeconomic Policy Design: Some Lessons for Latin America
July 15, 2002	Andrew Berg, Eduardo Borensztein, and Paolo Mauro (comment by Sven Arndt)	67	An Evaluation of Monetary Regime Options for Latin America
July 22, 2002	Eduard Hochreiter, Klaus Schmidt-Hebbel and Georg Winckler (comments by Lars Jonung and George Tavlas)	68	Monetary Union: European Lessons, Latin American Prospects
July 29, 2002	Michael J. Artis (comment by David Archer)	69	Reflections on the Optimal Currency Area (OCA) criteria in the light of EMU
August 5, 2002	Jürgen von Hagen, Susanne Mundschenk (comments by Thorsten Polleit, Gernot Doppelhofer and Roland Vaubel)	70	Fiscal and Monetary Policy Coordination in EMU
August 12, 2002	Dimitri Boreiko (comment by Ryszard Kokoszcyński)	71	EMU and Accession Countries: Fuzzy Cluster Analysis of Membership
August 19, 2002	Ansgar Belke and Daniel Gros (comments by Luís de Campos e Cunha, Nuno Alves and Eduardo Levy-Yeyati)	72	Monetary Integration in the Southern Cone: Mercosur Is Not Like the EU?
August 26, 2002	Friedrich Fritzer, Gabriel Moser and Johann Scharler	73	Forecasting Austrian HICP and its Components using VAR and ARIMA Models
September 30, 2002	Sebastian Edwards	74	The Great Exchange Rate Debate after Argentina
October 3, 2002	George Kopits (comments by Zsolt Darvas and Gerhard Illing)	75	Central European EU Accession and Latin American Integration: Mutual Lessons in Macroeconomic Policy Design

October 10, 2002	Eduard Hochreiter, Anton Korinek and Pierre L. Siklos (comments by Jeannine Bailliu and Thorvaldur Gylfason)	76	The Potential Consequences of Alternative Exchange Rate Regimes: A Study of Three Candidate Regions
October 14, 2002	Peter Brandner, Harald Grech	77	Why Did Central Banks Intervene in the EMS? The Post 1993 Experience
October 21, 2002	Alfred Stiglbauer, Florian Stahl, Rudolf Winter-Ebmer, Josef Zweimüller	78	Job Creation and Job Destruction in a Regulated Labor Market: The Case of Austria
October 28, 2002	Elsinger, Alfred Lehar and Martin Summer	79	Risk Assessment for Banking Systems
November 4, 2002	Helmut Stix	80	Does Central Bank Intervention Influence the Probability of a Speculative Attack? Evidence from the EMS
June 30, 2003	Markus Knell, Helmut Stix	81	How Robust are Money Demand Estimations? A Meta-Analytic Approach
July 7, 2003	Helmut Stix	82	How Do Debit Cards Affect Cash Demand? Survey Data Evidence
July 14, 2003	Sylvia Kaufmann	83	The business cycle of European countries. Bayesian clustering of country-individual IP growth series.
July 21, 2003	Jesus Crespo Cuaresma, Ernest Gnan, Doris Ritzberger-Gruenwald	84	Searching for the Natural Rate of Interest: a Euro-Area Perspective
July 28, 2003	Sylvia Frühwirth-Schnatter, Sylvia Kaufmann	85	Investigating asymmetries in the bank lending channel. An analysis using Austrian banks' balance sheet data
September 22, 2003	Burkhard Raunig	86	Testing for Longer Horizon Predictability of Return Volatility with an Application to the German DAX
May 3, 2004	Juergen Eichberger, Martin Summer	87	Bank Capital, Liquidity and Systemic Risk

June 7, 2004	Markus Knell, Helmut Stix	88	Three Decades of Money Demand Studies. Some Differences and Remarkable Similarities
August 27, 2004	Martin Schneider, Martin Spitzer	89	Forecasting Austrian GDP using the generalized dynamic factor model
September 20, 2004	Sylvia Kaufmann, Maria Teresa Valderrama	90	Modeling Credit Aggregates
Oktober 4, 2004	Gabriel Moser, Fabio Rumler, Johann Scharler	91	Forecasting Austrian Inflation
November 3, 2004	Michael D. Bordo, Josef Christl, Harold James, Christian Just	92	Exchange Rate Regimes Past, Present and Future
December 29, 2004	Johann Scharler	93	Understanding the Stock Market's Response to Monetary Policy Shocks
Decembert 31, 2004	Harald Grech	94	What Do German Short-Term Interest Rates Tell Us About Future Inflation?
February 7, 2005	Markus Knell	95	On the Design of Sustainable and Fair PAYG - Pension Systems When Cohort Sizes Change.
March 4, 2005	Stefania P. S. Rossi, Markus Schwaiger, Gerhard Winkler	96	Managerial Behavior and Cost/Profit Efficiency in the Banking Sectors of Central and Eastern European Countries
April 4, 2005	Ester Faia	97	Financial Differences and Business Cycle Co-Movements in A Currency Area
May 12, 2005	Federico Ravenna	98	The European Monetary Union as a Commitment Device for New EU Member States
May 23, 2005	Philipp Engler, Terhi Jokipii, Christian Merkl, Pablo Rovira Kaltwasser, Lúcio Vinhas de Souza	99	The Effect of Capital Requirement Regulation on the Transmission of Monetary Policy: Evidence from Austria
July 11, 2005	Claudia Kwopil, Josef Baumgartner, Johann Scharler	100	The Price-Setting Behavior of Austrian Firms: Some Survey Evidence

July 25, 2005	Josef Baumgartner, Ernst Glatzer, Fabio Rumler, Alfred Stiglbauer	101	How Frequently Do Consumer Prices Change in Austria? Evidence from Micro CPI Data
August 8, 2005	Fabio Rumler	102	Estimates of the Open Economy New Keynesian Phillips Curve for Euro Area Countries
September 19, 2005	Peter Kugler, Sylvia Kaufmann	103	Does Money Matter for Inflation in the Euro Area?
September 28, 2005	Gerhard Fenz, Martin Spitzer	104	AQM – The Austrian Quarterly Model of the Oesterreichische Nationalbank
October 25, 2005	Matthieu Bussière, Jarko Fidrmuc, Bernd Schnatz	105	Trade Integration of Central and Eastern European Countries: Lessons from a Gravity Model
November 15, 2005	Balázs Égert, László Halpern, Ronald MacDonald	106	Equilibrium Exchange Rates in Transition Economies: Taking Stock of the Issues
January 2, 2006	Michael D. Bordo, Peter L. Rousseau (comments by Thorvaldur Gylfason and Pierre Siklos)	107	Legal-Political Factors and the Historical Evolution of the Finance-Growth Link
January 4, 2006	Ignacio Briones, André Villela (comments by Forrest Capie and Patrick Honohan)	108	European Banks and their Impact on the Banking Industry in Chile and Brazil: 1862 - 1913
January 5, 2006	Jérôme Sgard (comment by Yishay Yafeh)	109	Bankruptcy Law, Creditors' Rights and Contractual Exchange in Europe, 1808-1914
January 9, 2006	Evelyn Hayden, Daniel Porath, Natalja von Westernhagen	110	Does Diversification Improve the Performance of German Banks? Evidence from Individual Bank Loan Portfolios
January 13, 2006	Markus Baltzer (comments by Luis Catão and Isabel Schnabel)	111	European Financial Market Integration in the Gründerboom and Gründerkrach: Evidence from European Cross-Listings

January 18, 2006	Michele Fratianni, Franco Spinelli (comments by John Driffill and Nathan Sussman)	112	Did Genoa and Venice Kick a Financial Revolution in the Quattrocento?
January 23, 2006	James Foreman-Peck (comment by Ivo Maes)	113	Lessons from Italian Monetary Unification
February 9, 2006	Stefano Battilossi (comments by Patrick McGuire and Aurel Schubert)	114	The Determinants of Multinational Banking during the First Globalization, 1870-1914
February 13, 2006	Larry Neal	115	The London Stock Exchange in the 19th Century: Ownership Structures, Growth and Performance
March 14, 2006	Sylvia Kaufmann, Johann Scharler	116	Financial Systems and the Cost Channel Transmission of Monetary Policy Shocks