

May 2022

The psychology of inflation and money

Pascal BLANQUÉ | Chairman, Amundi Institute

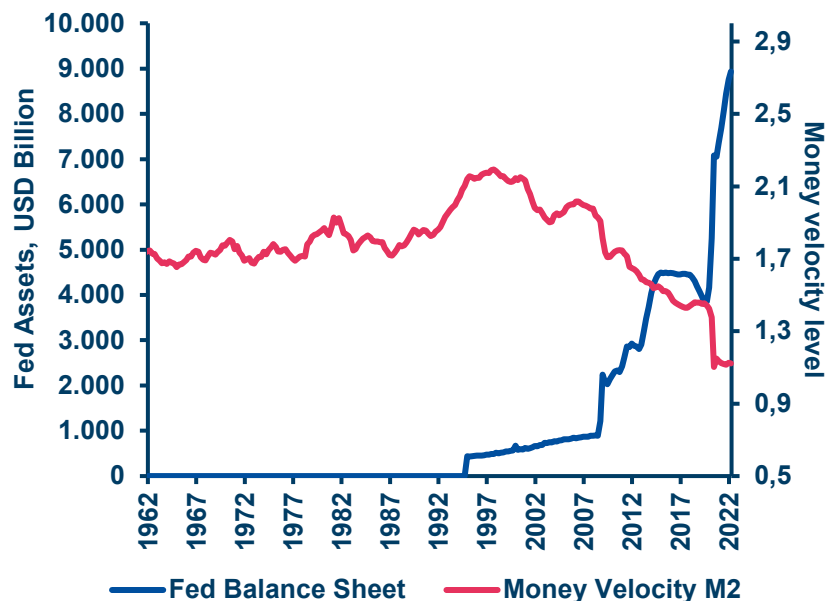
The views expressed in this presentation are those of the author and are subject to change at any time. These views should not be relied upon as investment advice, as securities recommendations, or as an indication of trading intent on behalf of any of Amundi's strategies.

Confidence
must be earned

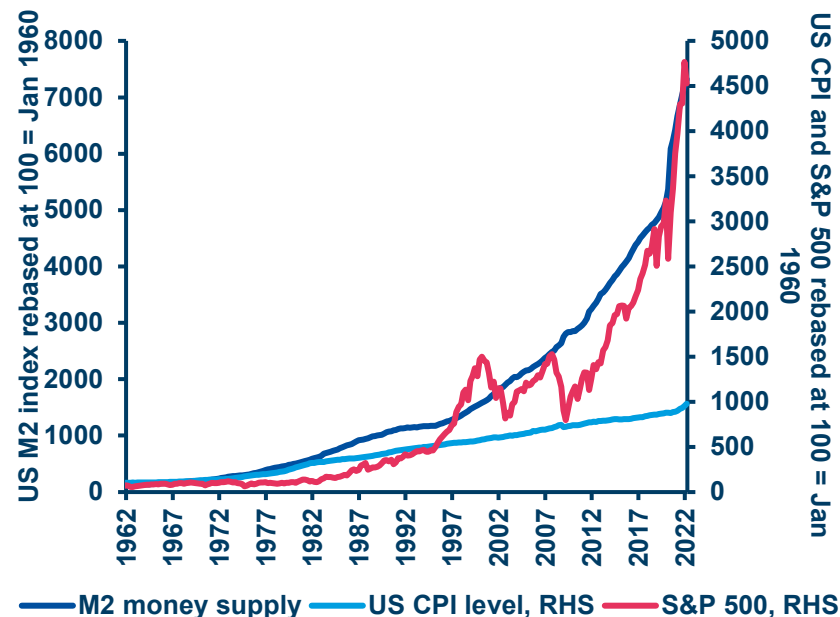
Amundi
ASSET MANAGEMENT

Inflation – the monetary side of the equation

With QE money velocity has collapsed



Monetary base vs. real & financial inflation



Real sphere



V_r: the velocity of money in the real sphere has decreased in past decades



Financial and real spheres links

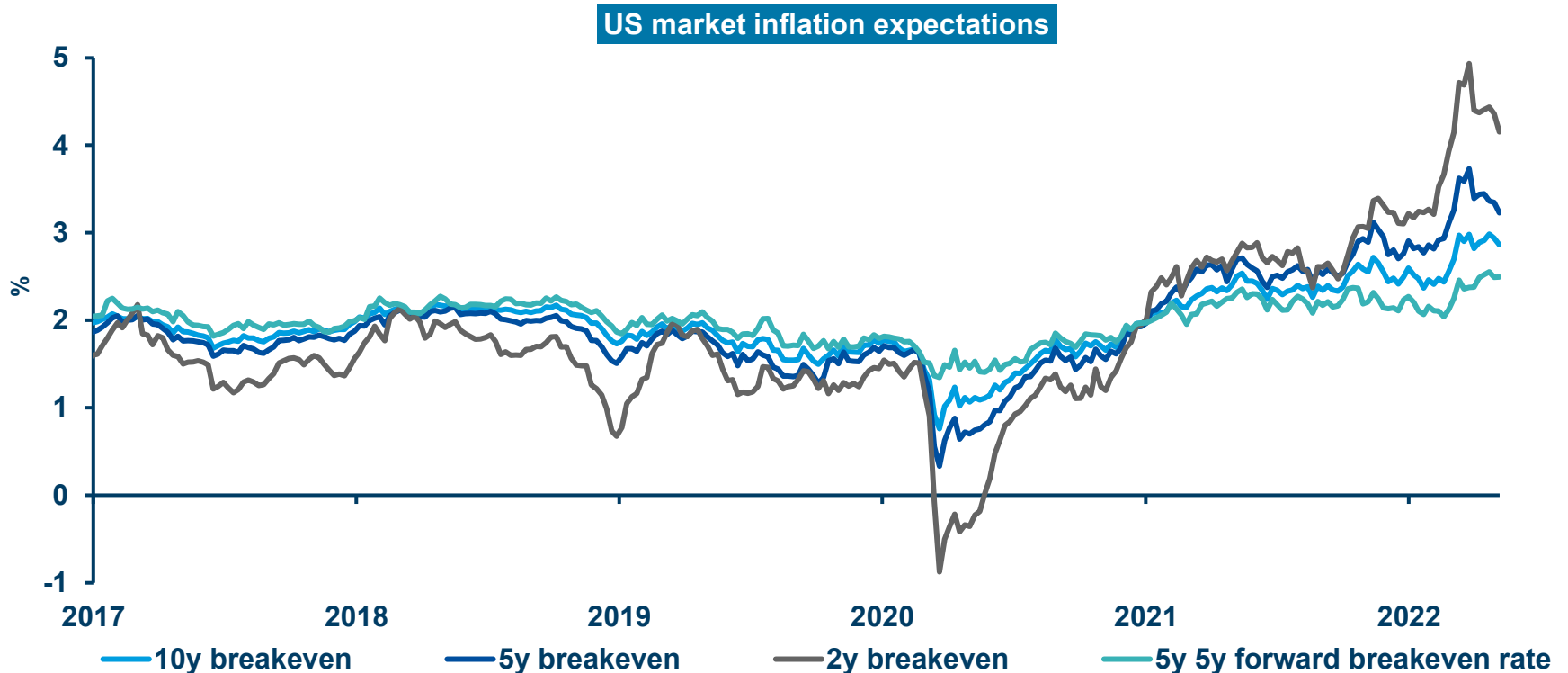


Financial sphere

V_f: the velocity of money in the financial sphere has increased in past decades

Source: Amundi Institute calculations on Bloomberg. Data is as of 7 January 2022.

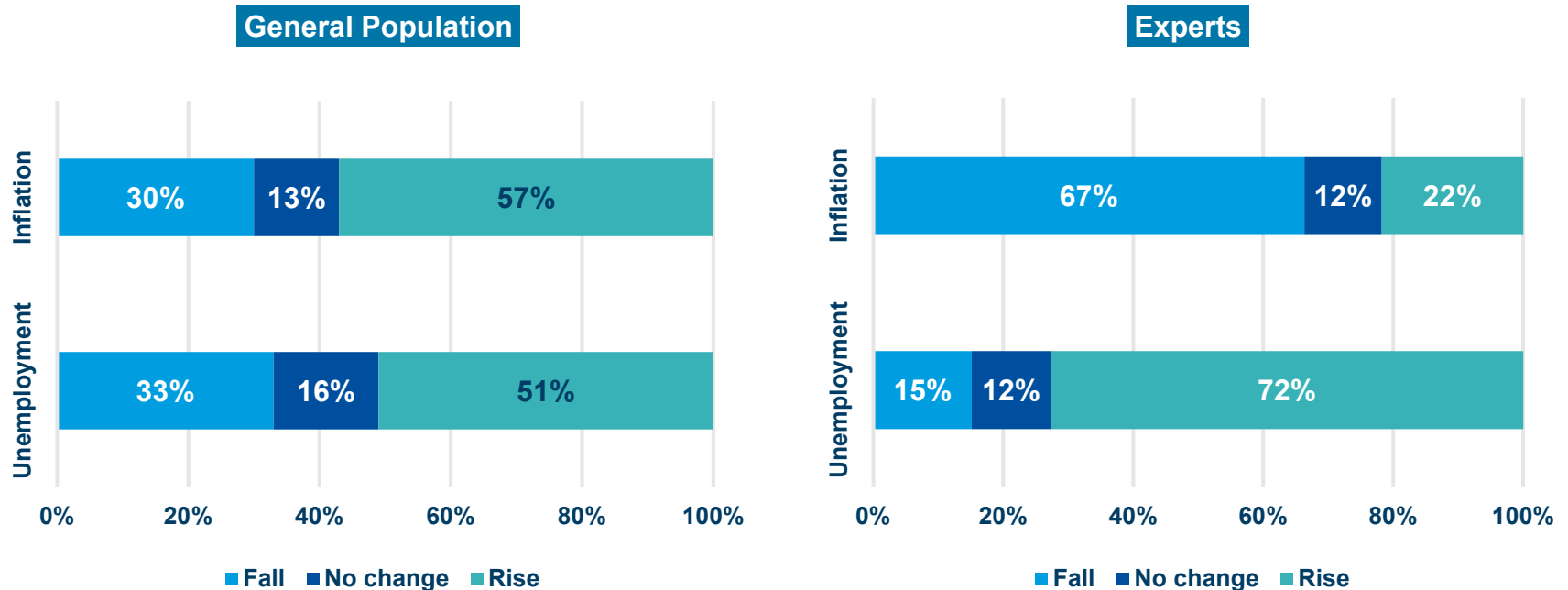
Psychological dimensions: Medium-term consumer expectations are awakening



» Market inflation expectations are rising as well: this trend could revive long-term memory patterns and activate the inflationary process.

Source: Amundi Institute, Bloomberg. Data is as of 11 May 2022.

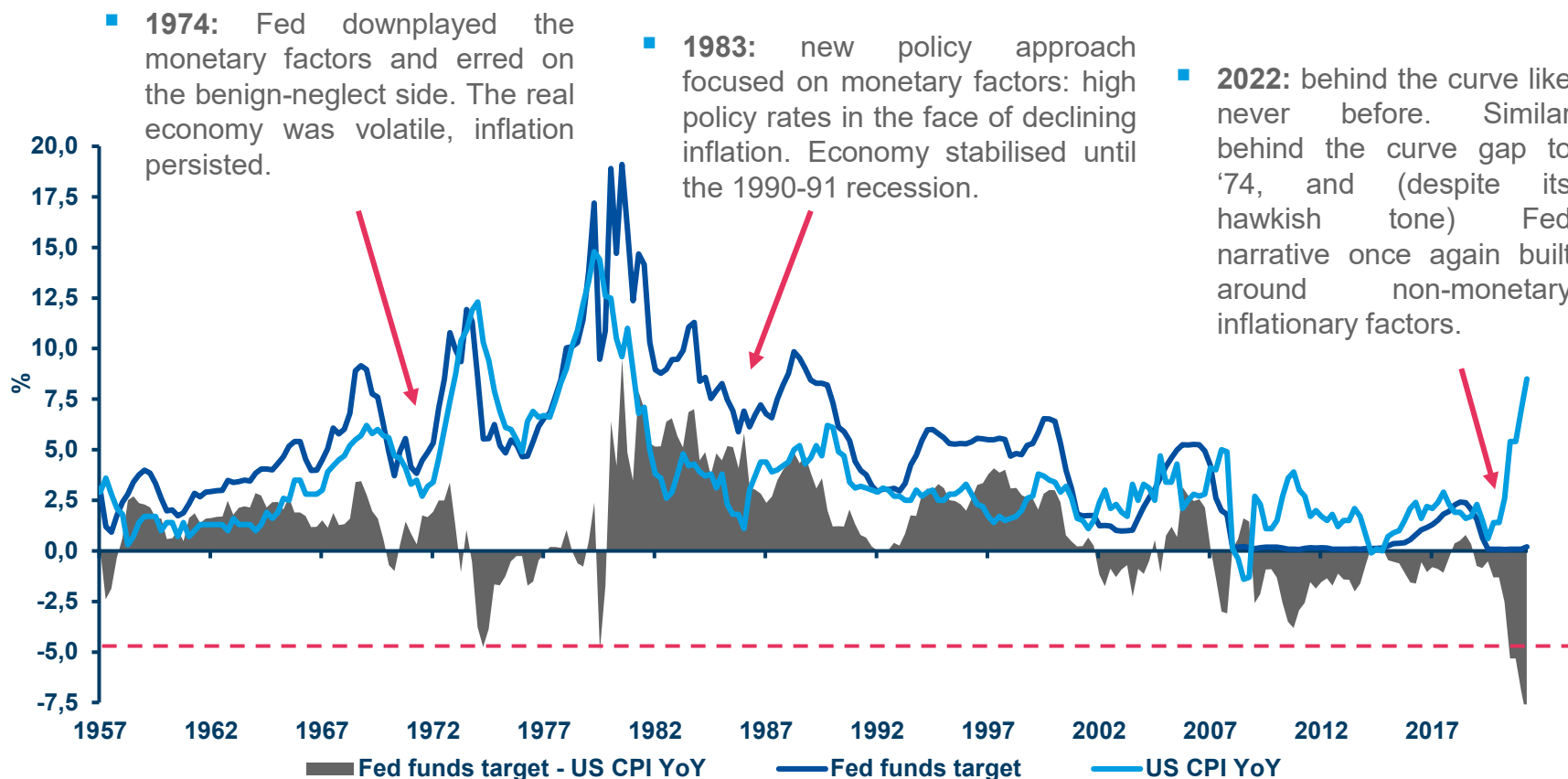
Perceptions of what a Fed hike implies, for the general population and for the experts



» Inflation is a self-fulfilling phenomenon: by publicising the presence of inflation by raising interest rates the existence of the threat is recognised, and thereby accelerated. A sudden shift in data builds up the short term memory that brings the long term reference back to the forefront.

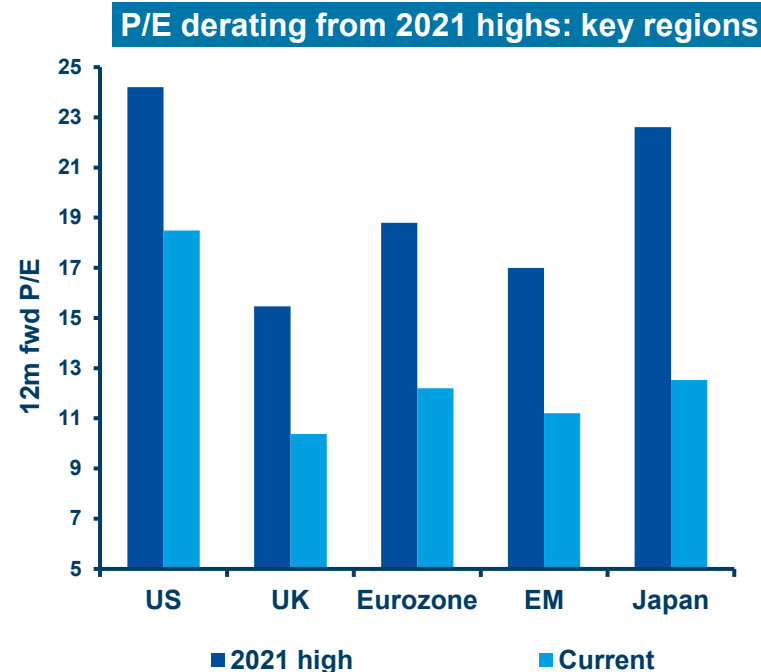
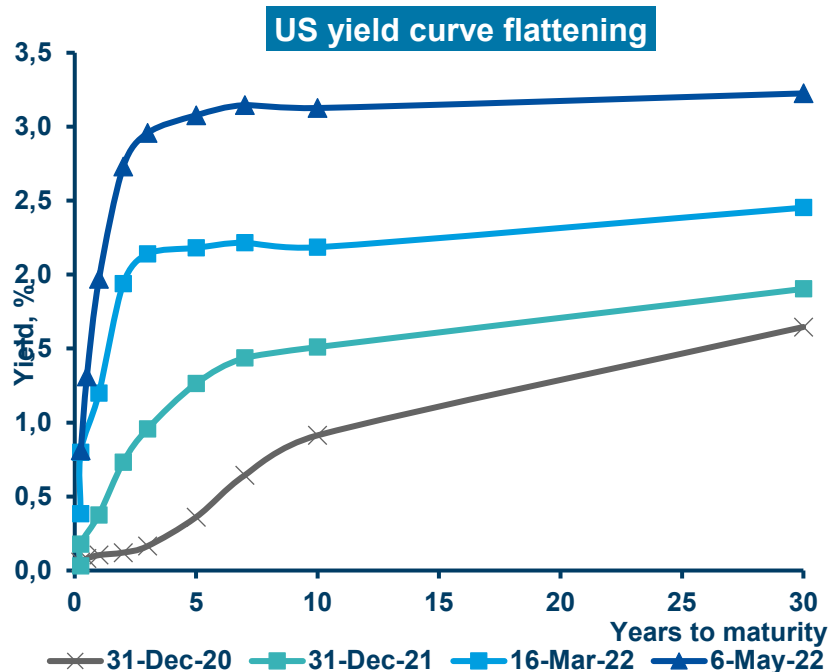
Source: Andre et al. (2022), Subjective Models of the Macroeconomy: Evidence from Experts and Representative Samples. Based on a sample of about 6,500 respondents representative of the US population, and about 1,500 academic and non-academic experts.

Central Banks' reactions are critical: they are behind the curve – the Fed and the historical precedent of 1974



Source: Amundi Institute, Bloomberg. Data is as of 27 April 2022.

What does this mean for markets? Global repricing of risk underway, with further to go

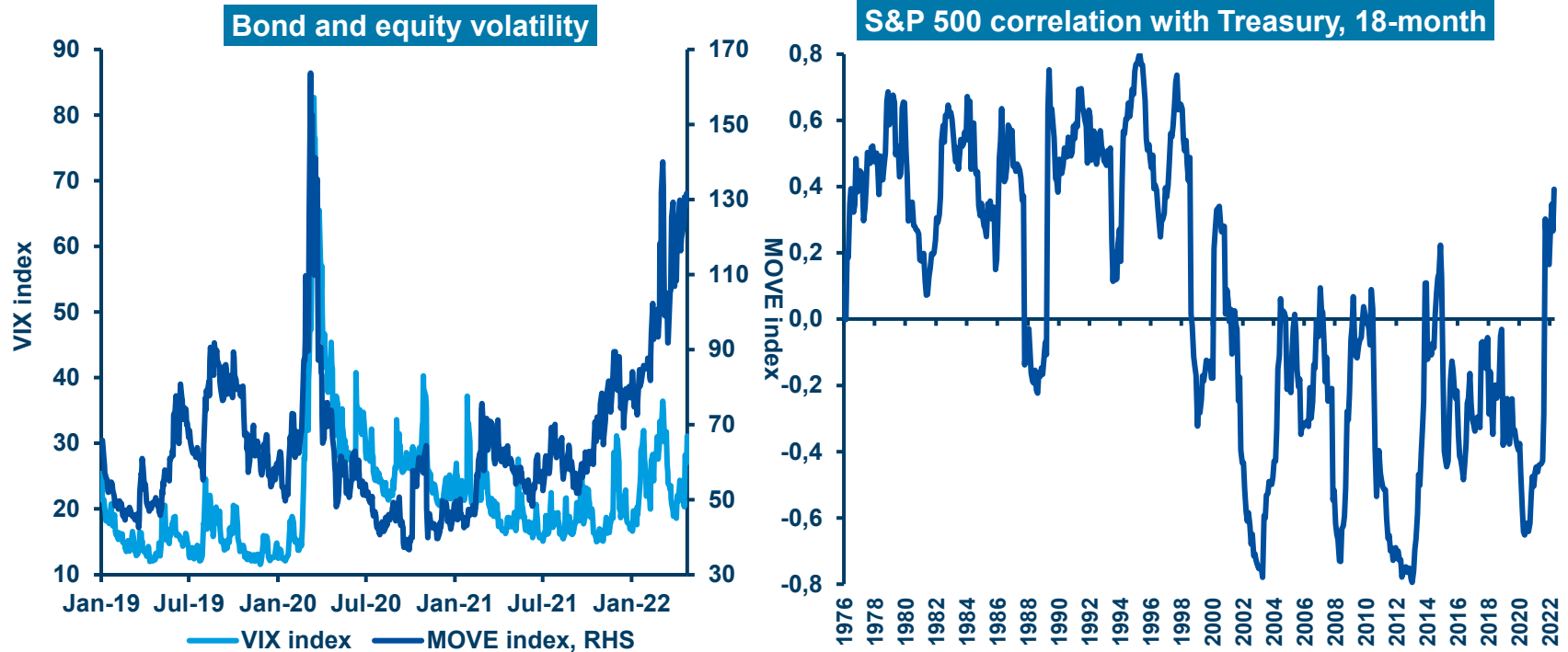


» Uncertainty on central banks' action is impacting markets, with global repricing of risk assets, and a flattening yield curve. Investors need to rethink their strategic asset allocation in order to adapt to a world of heightened uncertainty regarding inflation and central banks' reactions.

Source: Amundi Institute, Bloomberg. Data is as of 6 May 2022.

Source: Amundi Institute, Bloomberg. Data is as of 6 May 2022.

Higher volatility and changing correlations challenge traditional portfolio construction



» Higher volatility and changing correlation dynamics between bonds and equities are key features of the new regime and challenge traditional portfolio construction paradigms.

Source: Amundi Institute, Bloomberg. Data is as of 26 April 2022.

Source: Amundi Institute, Bloomberg. Data is as of 26 April 2022.

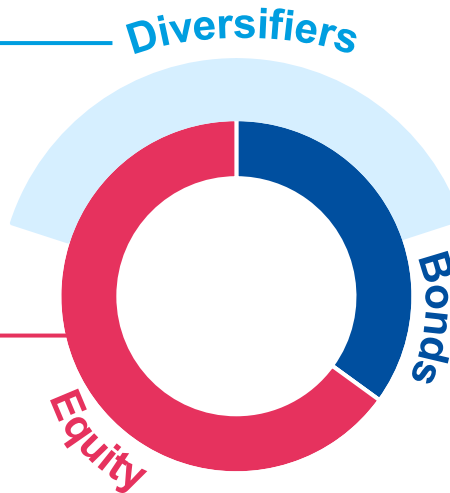
Rethinking portfolios around a regime shift and a “real” mind-set

Real income assets and liquid alternatives

- These assets should help enhance the risk-return profile of a global portfolio: this will be crucial, as a higher equity allocation will raise the overall risk.

Quality value, dividend, and stock selection resilient to inflation

- Equities as a proxy for real assets, playing the growth-to-value rotation as a multi-year trend.
- Factor in inflation risk and more diversified equity exposure in this respect: dividends and quality value.



Multiple strategies to cope with higher rates

- Traditional bond benchmarks face a duration problem (high duration with low yields).
- Investors should consider unconstrained strategies in search for opportunities across the board.
- Core bonds may be relevant for liquidity purposes only.
- Positioning: short-duration stance with some tactical flexibility.

Source: Amundi Institute. Data is as of 6 May 2022.

Disclaimer

The MSCI information may only be used for your internal use, may not be reproduced or disseminated in any form and may not be used as a basis for or a component of any financial instruments or products or indices. None of the MSCI information is intended to constitute investment advice or a recommendation to make (or refrain from making) any kind of investment decision and may not be relied on as such. Historical data and analysis should not be taken as an indication or guarantee of any future performance analysis, forecast or prediction. The MSCI information is provided on an “as is” basis and the user of this information assumes the entire risk of any use made of this information. MSCI, each of its affiliates and each other person involved in or related to compiling, computing or creating any MSCI information (collectively, the “MSCI Parties”) expressly disclaims all warranties (including, without limitation, any warranties of originality, accuracy, completeness, timeliness, non-infringement, merchantability and fitness for a particular purpose) with respect to this information. Without limiting any of the foregoing, in no event shall any MSCI Party have any liability for any direct, indirect, special, incidental, punitive, consequential (including, without limitation, lost profits) or any other damages. (www.msccibarra.com). In the European Union, this document is only for the attention of “Professional” investors as defined in Directive 2014/65/EU dated 15 May 2014 on markets in financial instruments (“MIFID”), to investment services providers and any other professional of the financial industry, and as the case may be in each local regulations and, as far as the offering in Switzerland is concerned, a “Qualified Investor” within the meaning of the provisions of the Swiss Collective Investment Schemes Act of 23 June 2006 (CISA), the Swiss Collective Investment Schemes Ordinance of 22 November 2006 (CISO) and the FINMA’s Circular 08/8 on Public Advertising under the Collective Investment Schemes legislation of 20 November 2008. In no event may this material be distributed in the European Union to non “Professional” investors as defined in the MIFID or in each local regulation, or in Switzerland to investors who do not comply with the definition of “qualified investors” as defined in the applicable legislation and regulation.

This document is solely for informational purposes. This document does not constitute an offer to sell, a solicitation of an offer to buy, or a recommendation of any security or any other product or service. Any securities, products, or services referenced may not be registered for sale with the relevant authority in your jurisdiction and may not be regulated or supervised by any governmental or similar authority in your jurisdiction. Any information contained in this document may only be used for your internal use, may not be reproduced or disseminated in any form and may not be used as a basis for or a component of any financial instruments or products or indices. Furthermore, nothing in this document is intended to provide tax, legal, or investment advice. Unless otherwise stated, all information contained in this document is from Amundi Asset Management S.A.S. and is as of [23 May 2022](#). Diversification does not guarantee a profit or protect against a loss. This document is provided on an “as is” basis and the user of this information assumes the entire risk of any use made of this information. Historical data and analysis should not be taken as an indication or guarantee of any future performance analysis, forecast or prediction. The views expressed regarding market and economic trends are those of the author and not necessarily Amundi Asset Management S.A.S. and are subject to change at any time based on market and other conditions, and there can be no assurance that countries, markets or sectors will perform as expected. These views should not be relied upon as investment advice, a security recommendation, or as an indication of trading for any Amundi product. Investment involves risks, including market, political, liquidity and currency risks. Furthermore, in no event shall Amundi have any liability for any direct, indirect, special, incidental, punitive, consequential (including, without limitation, lost profits) or any other damages due to its use.

Date of first use: [23 May 2022](#).

Document issued by Amundi Asset Management, “société par actions simplifiée”- SAS with a capital of €1,143,615,555 - Portfolio manager regulated by the AMF under number GP04000036 – Head office: 91-93 boulevard Pasteur – 75015 Paris – France – 437 574 452 RCS Paris – www.amundi.com.