

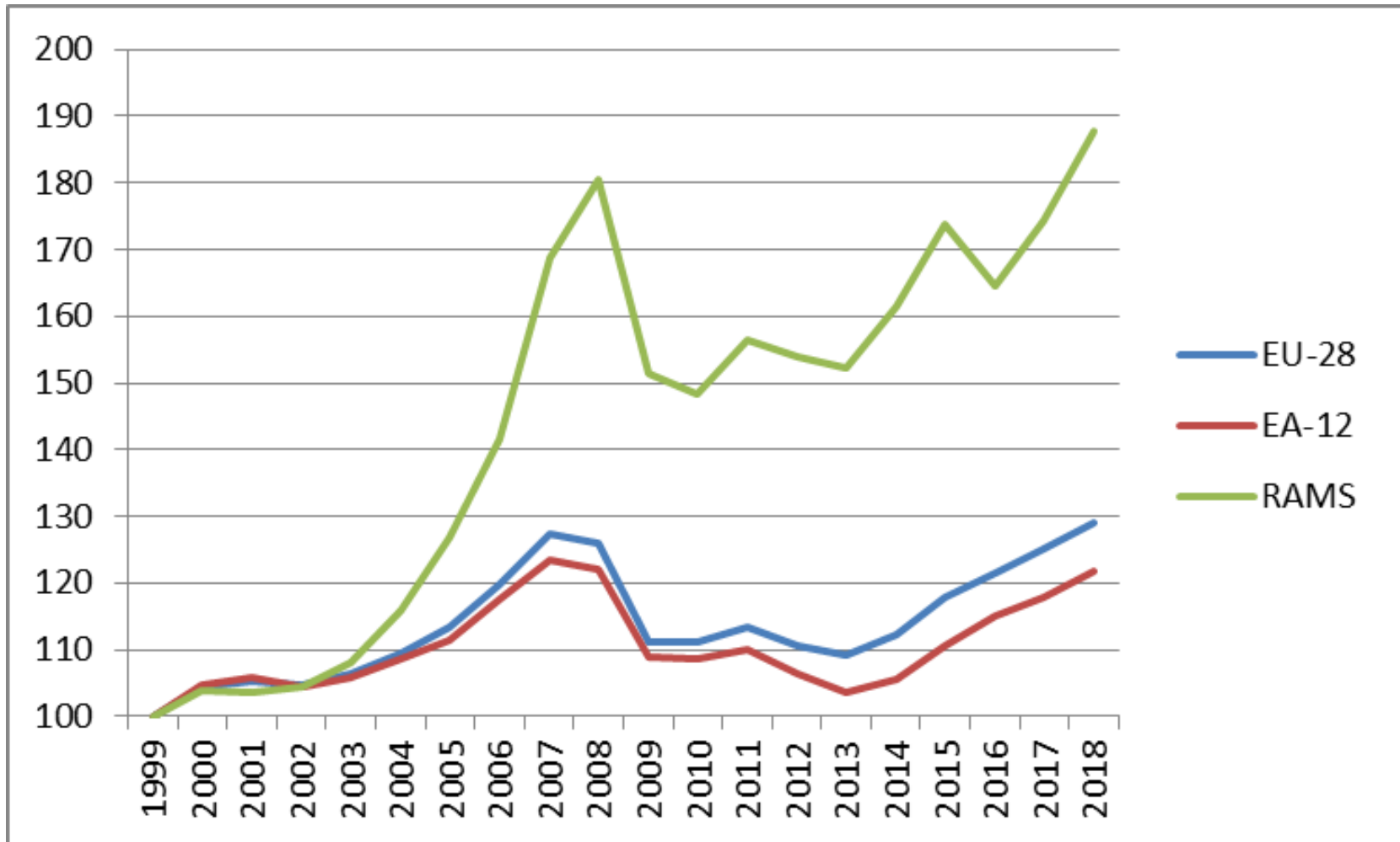
IMPROVING HOST COUNTRIES' INVESTMENT ENVIRONMENT: IS THE NATIONAL SUPPLY SIDE THE RIGHT FOCUS?

OeNB Conference, Vienna, How to finance
cohesion in Europe? (CEEI 2018)

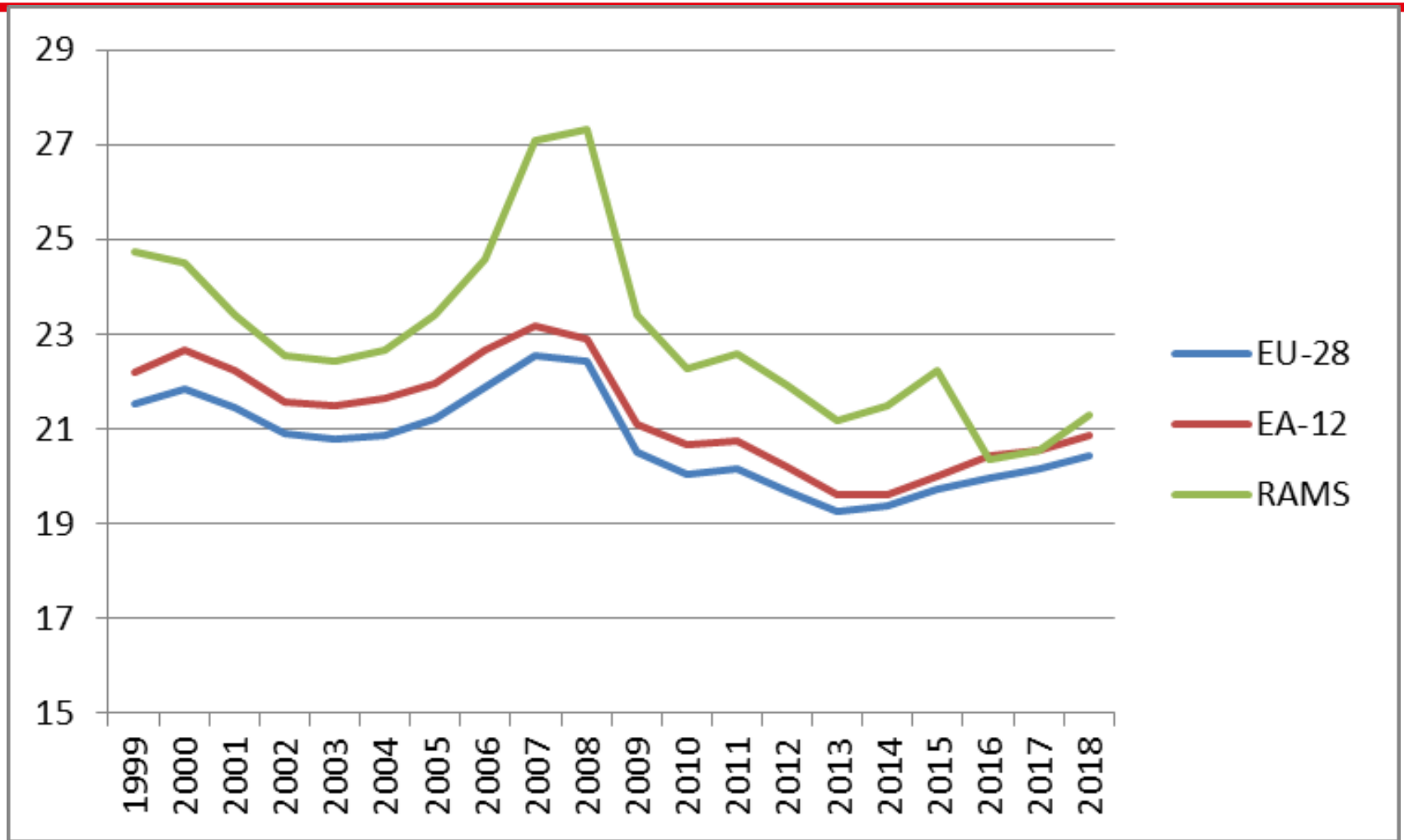
26/27 November 2018

Dr. Andrew Watt

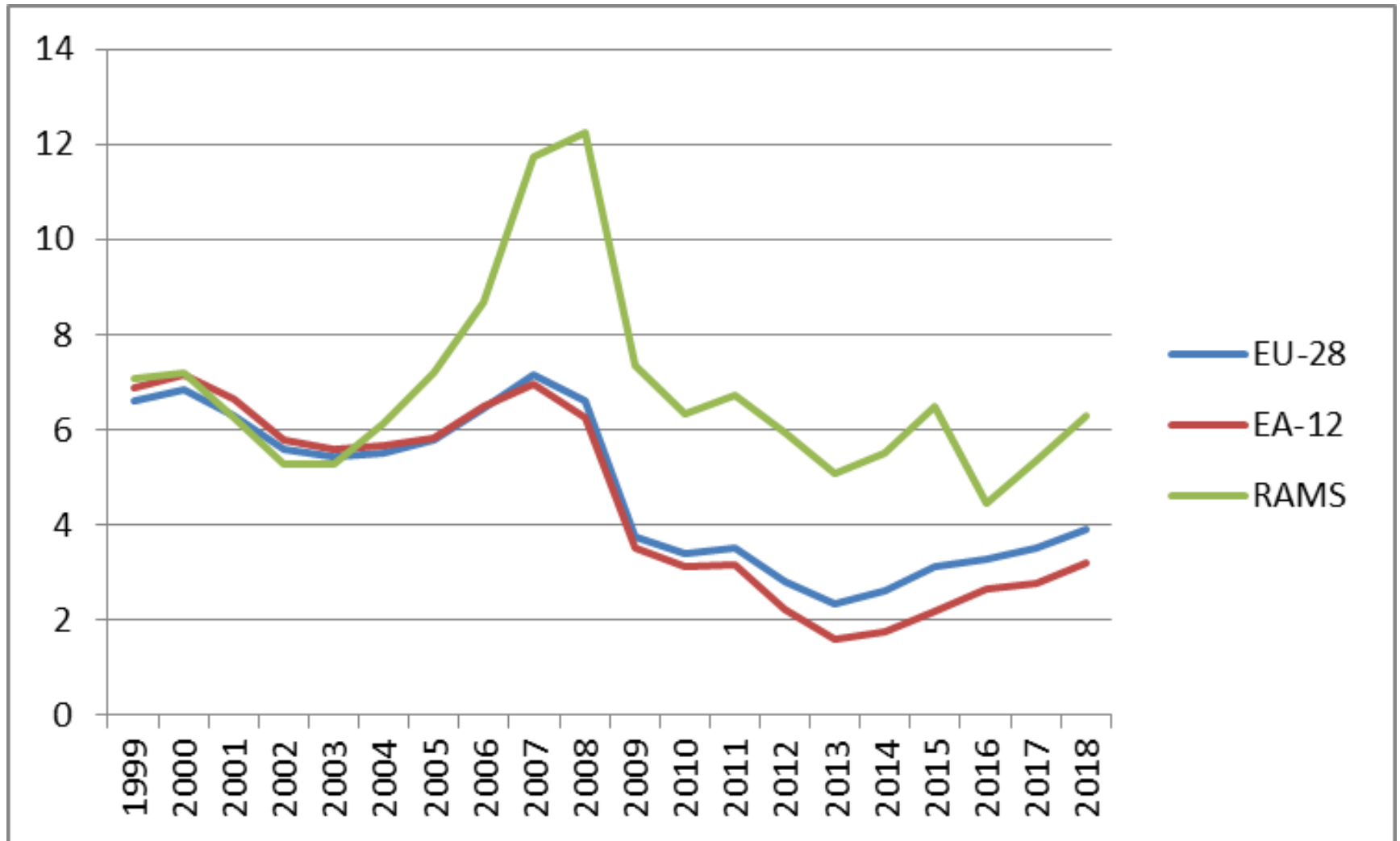
Gross fixed capital formation (index, real, nat. currency)



Gross fixed capital formation (% GDP)



Net fixed capital formation (% GDP)

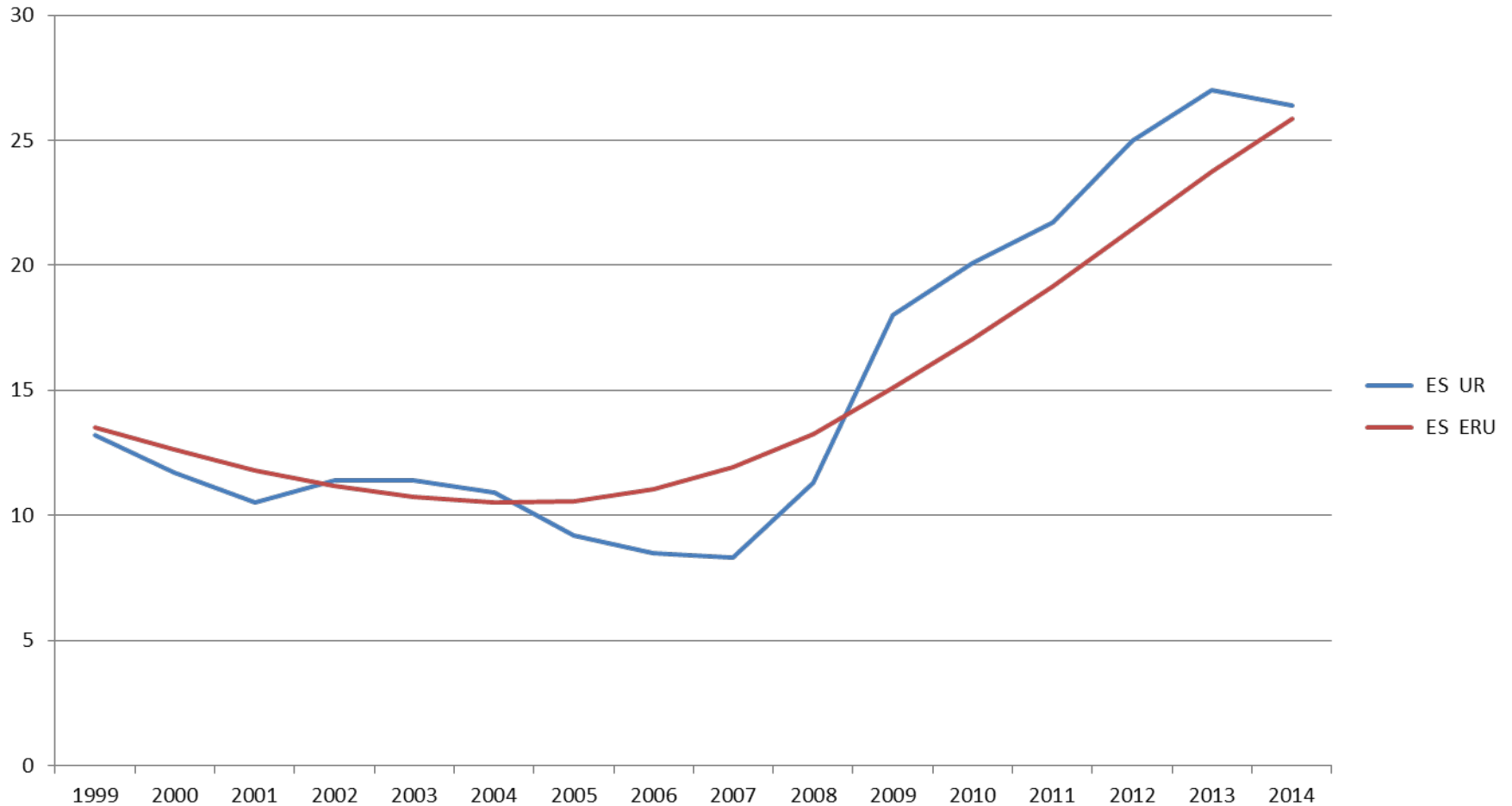


3500 labour market reforms (1999-2014, LABREF database)

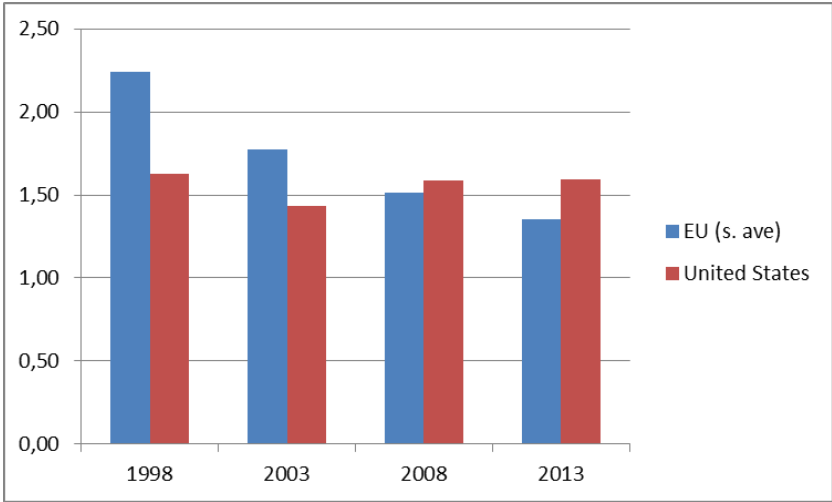
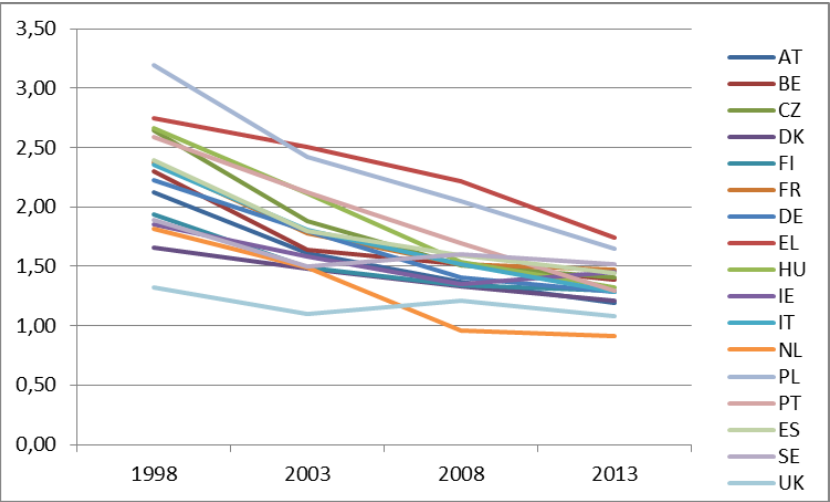
Country	1999	2000	2001	2002	2003	2004	2005	2006	2007	2008	2009	2010	2011	2012	2013	2014	Gesamtergebnis
Austria		14	5	12	8	7	8	3	9	16	12	7	8	14	18		141
Belgium		9	13	10	9	11	13	12	9	25	7	18	21	38	34		229
Bulgaria					8	11	9	13	4	16	6	16	9	13	11	1	117
Croatia														2	10	2	14
Cyprus		2	1	4	4	2	1	5	3	8	9	5	11	11	5		71
Czech Republic		11	3	2	5	17	7	7	11	10	3	8	11	10	4	1	110
Denmark		3	1	5	6	8	4	2	1	15	5	7	8	12	6		83
Estonia		3	2			5	4		3	24	13	6	9	12	4		85
Finland		10	14	8	7	15	5	6	3	14	12	9	4	14	10		131
France		4	6	5	4	11	19	14	9	22	14	3	9	15	19		154
Germany	1	7	13	8	11	11	4	8	7	24	10	4	11	7	8		134
Greece		7	4	5	5	10	3	3	3	25	8	25	26	32	26	2	184
Hungary		4	2	2	5	7	14	6	11	18	17	10	23	15	11		145
Ireland		8	5	3	1	7	7	10	7	11	14	11	11	8	14		117
Italy		11	6	11	14	6	8	8	25	16	5	15	11	49	21		206
Latvia		1	6	7	6	5	5	12	23	6	8	12	7	19	20		137
Lithuania		5	2	8	8	10	6	6	10	6	15	12	22	13	11		134
Luxembourg		3	2	5	1	4	8	3	7	9	5	12	2	2	6		69
Malta				5	3	10	11	4	14	3	6	4	3	8	8		79
Netherlands		5	6	5	4	9	14	6	17	6	5	5	2	7	8		99
Poland		3	2	14	12	15	5	2	16	8	7	5	5	13	18	3	128
Portugal		3	4	3	9	9	4	5	17	13	43	17	9	26	16		178
Romania					9	3	14	8	9	4	8	11	18	5	11		100
Slovakia		3	4	2	9	8	3	3	11	5	10	8	18	23	15		122
Slovenia		2	3	1	3	4	4	1	8	1	10	11		5	21		74
Spain		11	17	17	16	9	14	23	19	6	7	15	28	46	25		253
Sweden		7	6	6	5	8	15	15	12	8	14	9	4	9	10		128
United Kingdom		3	3	2	17	13	2	2	12	13	23	8	19	13	15		145
Gesamtergebnis	1	139	130	150	189	235	211	187	280	332	296	273	309	441	385	9	3567

Spain, unemployment rate and estimated NAWRU

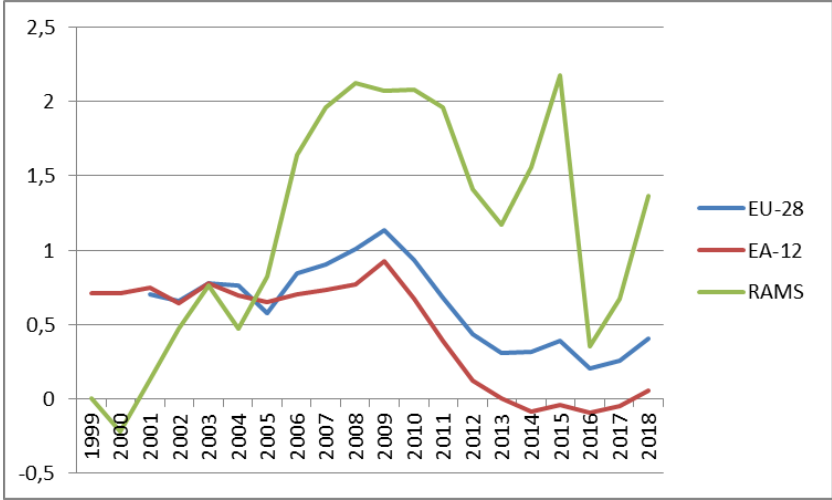
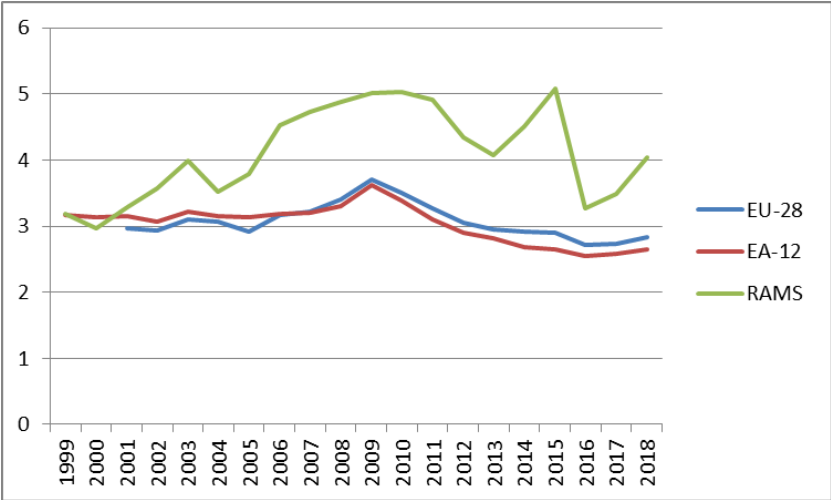
(Source: AMECO)



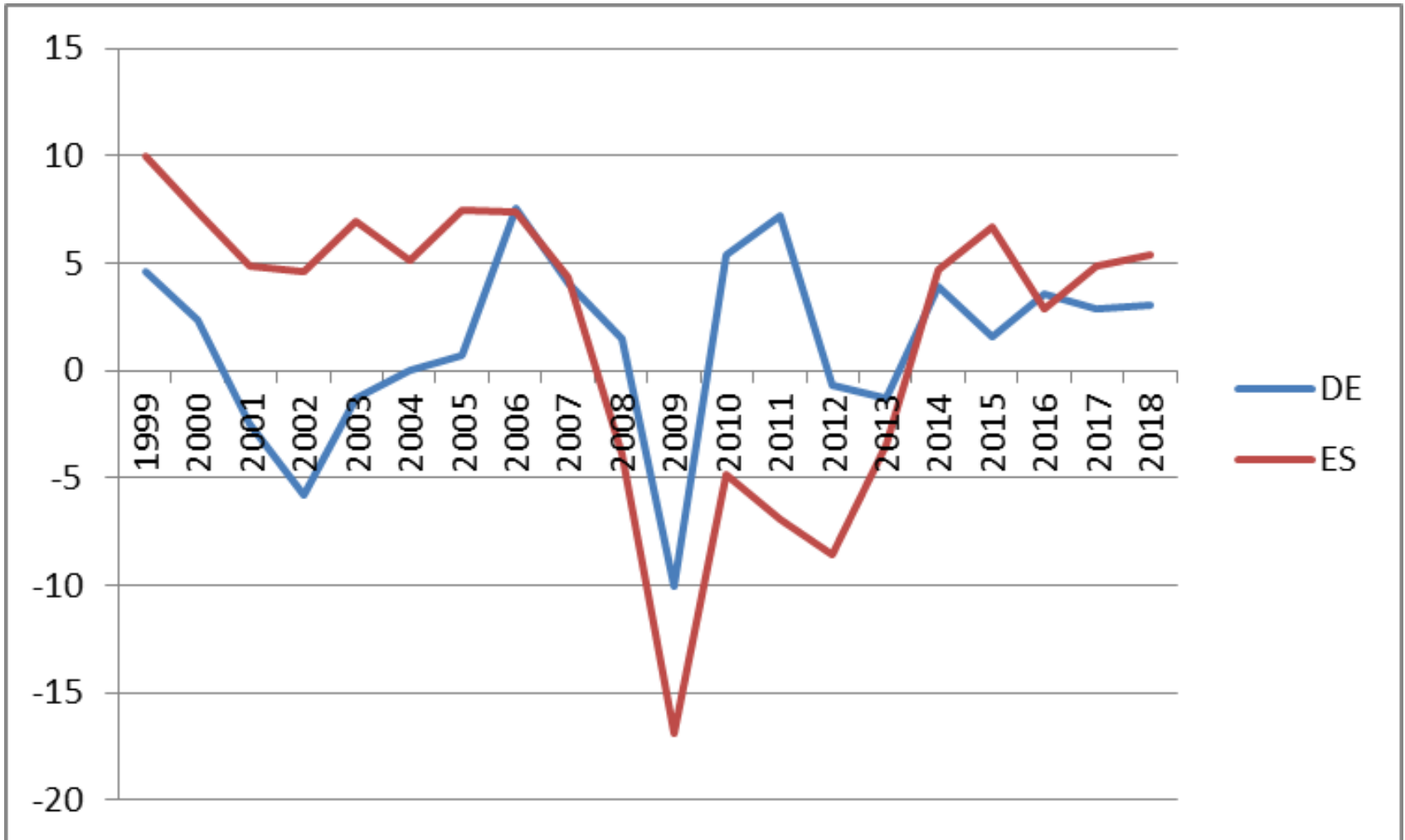
Product market reforms (OECD PMR database)



Gross & net public FCF, % GDP (AMECO)



Spain, Germany, GFCF (annual % change, real, AMECO)



Thank you for your Attention

www.imk-boeckler.de

Follow us on Twitter: <http://twitter.com/IMKFlash>
IMK on Facebook: www.facebook.com/institut.mk